



KONERU LAKSHMAIAH EDUCATION FOUNDATION

(Deemed to be University Estd. U/S 3 of the UGC Act 1956)

Vaddeswaram, Guntur, Andhra Pradesh, India – 522 302

STAKEHOLDERS FEEDBACK ANALYSIS REPORT 2023-24



Koneru Lakshmaiah Education Foundation

(Category -1, Deemed to be University estd. u/s. 3 of the UGC Act, 1956)

Accredited by **NAAC** as '**A++**' ♦ Approved by **AICTE** ♦ **ISO 21001:2018 Certified**

Campus: Green Fields, Vaddeswaram - 522 302, Guntur District, Andhra Pradesh, INDIA.

Phone No. +91 8645 - 350 200; www.klef.ac.in; www.klef.edu.in; www.kluniversity.in

Admin Off: 29-36-38, Museum Road, Governorpet, Vijayawada - 520 002. Ph: +91 - 866 - 3500122, 2576129

K L BUSINESS SCHOOL

Feedback Analysis Report

A.Y. 2023-2024

Table of Contents

S. No	Name of the Stakeholder Analysis	Page No.
1	Student Feedback Analysis	03
2	Faculty Feedback Analysis	12
3	Parent Feedback Analysis	18
4	Academic Peers Feedback Analysis	25
5	Alumni Feedback Analysis	34
6	Industry / Employer Feedback Analysis	40

*** Please click on the page numbers to reach the highlighted pages**

<p style="text-align: center;">K L Business School Koneru Lakshmaiah Education Foundation (K L Deemed to be University)</p>
<p style="text-align: center;">Student Feedback on Curriculum Analysis Report Academic Year: 2023-24 Semester - ODD</p>

<p align="center">Student Feedback on Curriculum Analysis Report</p> <p align="center">Academic Year: 2023-24</p> <p align="center">Semester - ODD</p>

Academic Year: 2023-24
Semester - ODD

Semester - ODD	
----------------	--

PART - A

Q.No.	Excellent	Very Good	Good	Fair	Poor	Total
1	34	16	65	0	0	115
2	36	15	64	0	0	115
3	36	11	68	0	0	115
4	36	26	52	1	0	115
5	38	15	53	9	0	115
6	36	25	33	21	0	115
7	36	26	52	1	0	115
8	35	36	43	1	0	115
9	34	21	59	1	0	115
10	35	13	63	4	0	115
11	39	24	51	1	0	115
12	34	11	70	0	0	115
13	35	29	50	1	0	115
14	43	18	51	3	0	115
15	46	14	54	1	0	115
16	46	9	60	0	0	115
17	37	13	64	0	0	115
18	35	6	65	9	0	115
19	35	6	66	8	0	115
20	38	22	54	1	0	115
AVERAGE	37.2	17.8	56.85	3.15	0	115

3.78

PART - B

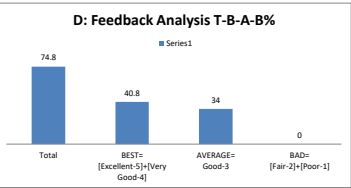
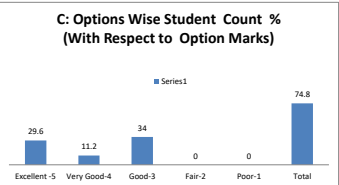
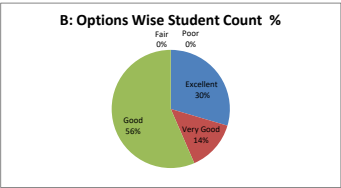
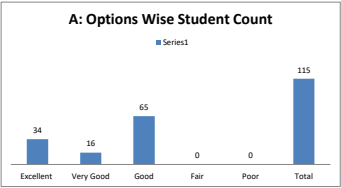
Questions and Options

Each Question Feedback Average out of 5 Scale						
Q.NO.1	How do you rate the sequence of the Courses that you have studied are in sequence to what you have studied in the previous semester?					3.74
OPTIONS	Excellent	Very Good	Good	Average	Poor	
Q.NO.2	How do you rate the syllabus of the courses that you have studied in relation to the competencies expected out of the course?					3.76
OPTIONS	Excellent	Very Good	Good	Average	Poor	
Q.NO.3	How do you rate the relevance of the units in Syllabus relevant to the course?					3.73
OPTIONS	Excellent	Very Good	Good	Average	Poor	
Q.NO.4	How do you rate the sequence of the units in the course?					3.85
OPTIONS	Excellent	Very Good	Good	Average	Poor	
Q.NO.5	How do you rate the allocation of the credits to the courses?					3.72
OPTIONS	Excellent	Very Good	Good	Average	Poor	
Q.NO.6	How do you rate the distribution of the contact hours among the course components (L:T:P)?					3.67
OPTIONS	Excellent	Very Good	Good	Average	Poor	
Q.NO.7	How do you rate the offering of the electives in terms of their relevance to the specification streams?					3.85
OPTIONS	Excellent	Very Good	Good	Average	Poor	
Q.NO.8	How do you rate the electives offered in relation to the Technological advancements?					3.92
OPTIONS	Excellent	Very Good	Good	Average	Poor	
Q.NO.9	How do you rate the relevance of the Text Books and reference books by their international recognition to the Courses?					3.77
OPTIONS	Excellent	Very Good	Good	Average	Poor	
Q.NO.10	Rate the Size of syllabus in terms of the load on the student					3.69
OPTIONS	Excellent	Very Good	Good	Average	Poor	
Q.NO.11	Rate the courses in terms of extra learning or self learning considering the design of the courses					3.88
OPTIONS	Excellent	Very Good	Good	Average	Poor	
Q.NO.12	Rate the courses in terms of sequence of offering considering whether the preceding courses have been covered.					3.69
OPTIONS	Excellent	Very Good	Good	Average	Poor	
Q.NO.13	How do you Rate the loading of the course in a semester?					3.86
OPTIONS	Excellent	Very Good	Good	Average	Poor	
Q.NO.14	How do you rate the evaluation scheme designed for each of the course?					3.88
OPTIONS	Excellent	Very Good	Good	Average	Poor	
Q.NO.15	How do you rate the objectives stated for each of the course?					3.92
OPTIONS	Excellent	Very Good	Good	Average	Poor	
Q.NO.16	How do you rate competencies expected out of the course?					3.88
OPTIONS	Excellent	Very Good	Good	Average	Poor	
Q.NO.17	How do you rate the composition of the courses in terms of Basic science, Engineering science, Humanities, Discipline core, discipline elective, open					3.75
OPTIONS	Excellent	Very Good	Good	Average	Poor	
Q.NO.18	How do you rate the percentage of courses having LAB components?					3.59
OPTIONS	Excellent	Very Good	Good	Average	Poor	
Q.NO.19	How do you rate the domain used for designing the experiments for the LAB components?					3.6
OPTIONS	Excellent	Very Good	Good	Average	Poor	
Q.NO.20	How do you rate the experiments in relation to the real life Applications?					3.85
OPTIONS	Excellent	Very Good	Good	Average	Poor	

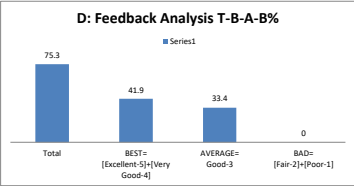
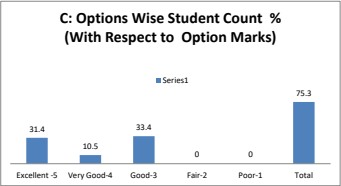
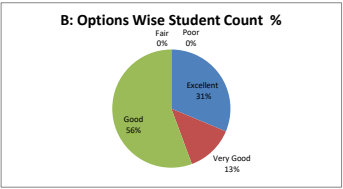
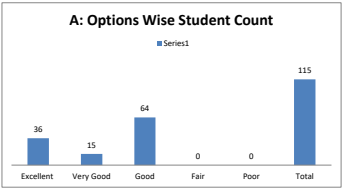
PART - C

Question Wise Analysis

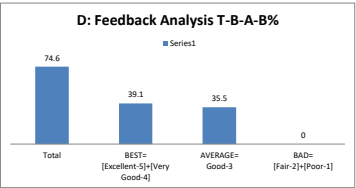
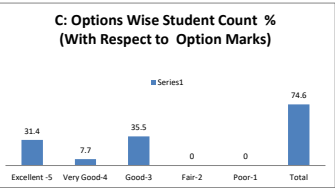
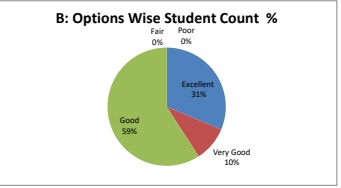
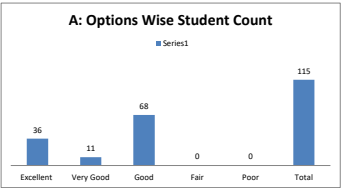
Q.NO.1	How do you rate the sequence of the Courses that you have studied are in sequence to what you have studied in the previous semester?					
OPTIONS	A	B	C	D	E	Students
	Excellent	Very Good	Good	Average	Poor	
RESULT	34	16	65	0	0	115
	Excellent	Very Good	Good	Fair	Poor	Total



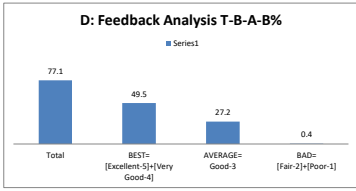
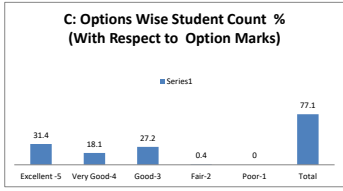
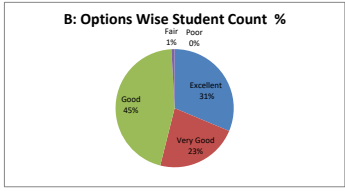
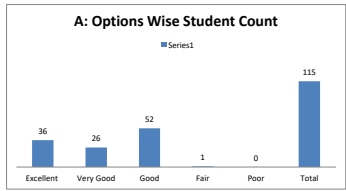
Q.NO.2	How do you rate the syllabus of the courses that you have studied in relation to the competencies expected out of the course?					
OPTIONS	A	B	C	D	E	Students
	Excellent	Very Good	Good	Average	Poor	
RESULT	36	15	64	0	0	115
	Excellent	Very Good	Good	Fair	Poor	Total



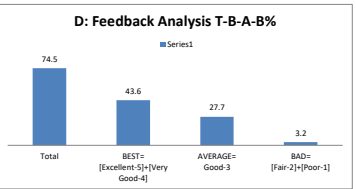
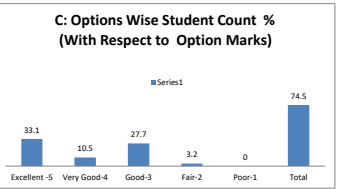
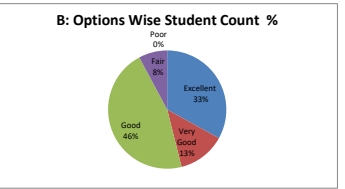
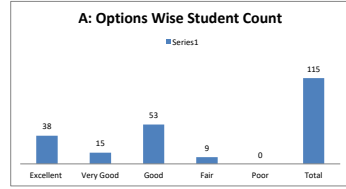
Q.NO.3	How do you rate the relevance of the units in Syllabus relevant to the course?					
OPTIONS	A	B	C	D	E	Students
	Excellent	Very Good	Good	Average	Poor	
RESULT	36	11	68	0	0	115
	Excellent	Very Good	Good	Fair	Poor	Total



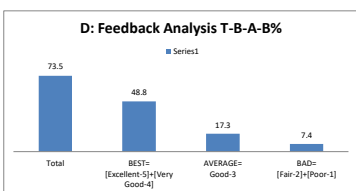
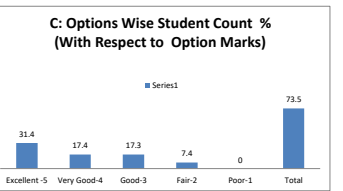
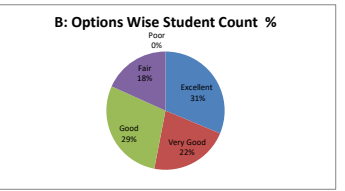
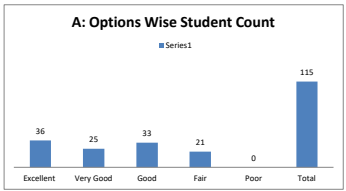
Q.NO.4	How do you rate the sequence of the units in the course?					
OPTIONS	A	B	C	D	E	Students
	Excellent	Very Good	Good	Average	Poor	
RESULT	36	26	52	1	0	115
	Excellent	Very Good	Good	Fair	Poor	Total



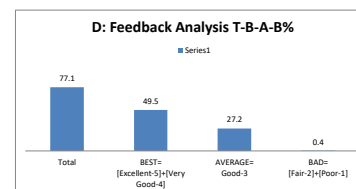
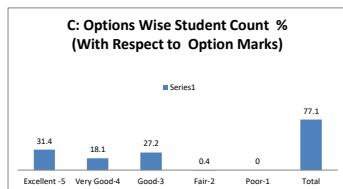
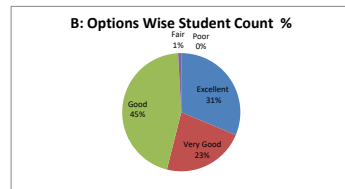
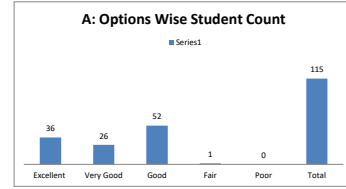
Q.NO.5	How do you rate the allocation of the credits to the courses?				
OPTIONS	A	B	C	D	E
	Excellent	Very Good	Good	Average	Poor
RESULT	38	15	53	9	0
	Excellent	Very Good	Good	Fair	Poor
					Total



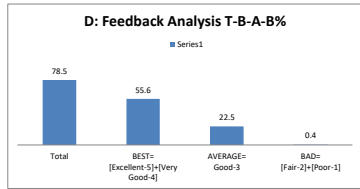
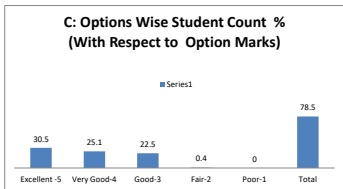
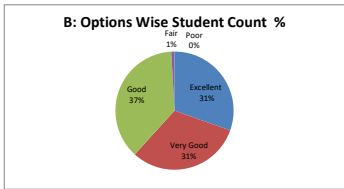
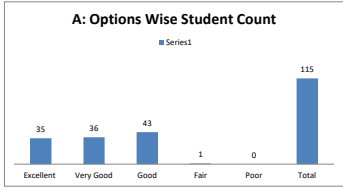
Q.NO.6	How do you rate the distribution of the contact hours among the course components (L-T-P)?				
OPTIONS	A	B	C	D	E
	Excellent	Very Good	Good	Average	Poor
RESULT	36	25	33	21	0
	Excellent	Very Good	Good	Fair	Poor
					Total



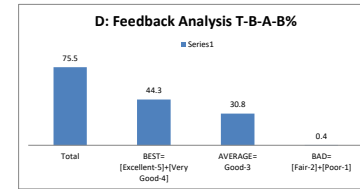
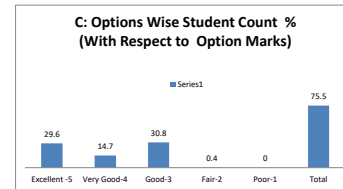
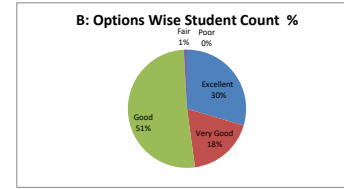
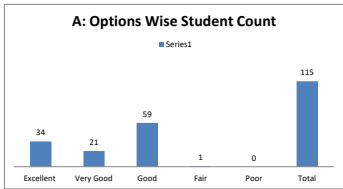
Q.NO.7	How do you rate the offering of the electives in terms of their relevance to the specialization streams?				
OPTIONS	A	B	C	D	E
	Excellent	Very Good	Good	Average	Poor
RESULT	36	26	52	1	0
	Excellent	Very Good	Good	Fair	Poor
					Total



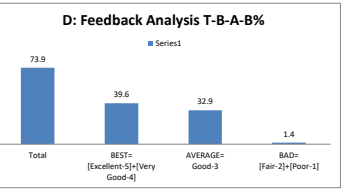
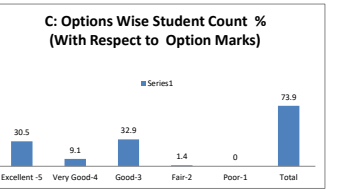
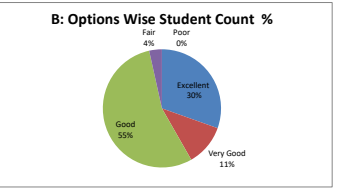
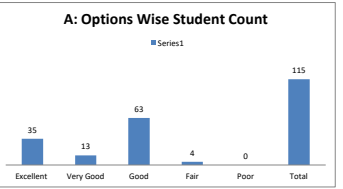
Q.NO.8	How do you rate the electives offered in relation to the Technological advancements?				
OPTIONS	A	B	C	D	E
	Excellent	Very Good	Good	Average	Poor
RESULT	35	36	43	1	0
	Excellent	Very Good	Good	Fair	Poor
					Total



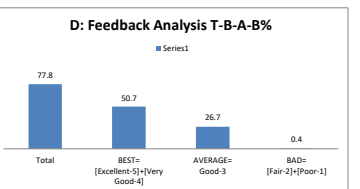
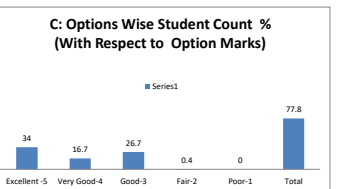
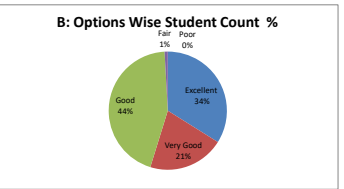
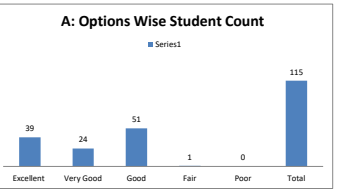
Q.No.9	How do you rate the relevance of the Text Books and reference books by their International recognition to the Courses?					
OPTIONS	A	B	C	D	E	Students
	Excellent	Very Good	Good	Average	Poor	
RESULT	34	21	59	1	0	115
	Excellent	Very Good	Good	Fair	Poor	Total



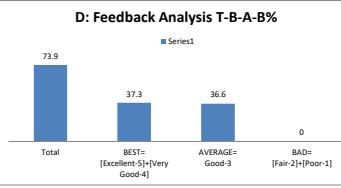
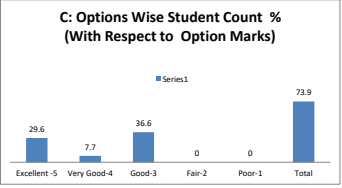
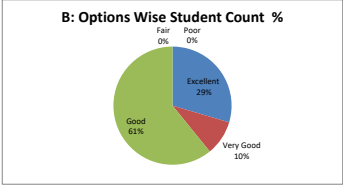
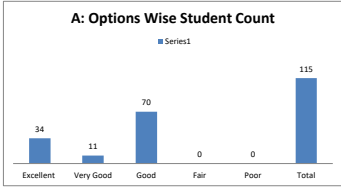
Q.NO.10	Rate the Size of syllabus in terms of the load on the student					
OPTIONS	A	B	C	D	E	Students
	Excellent	Very Good	Good	Average	Poor	
RESULT	35	13	63	4	0	115
	Excellent	Very Good	Good	Fair	Poor	Total



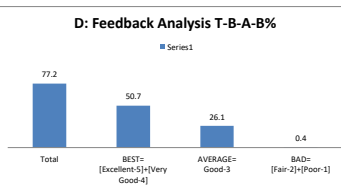
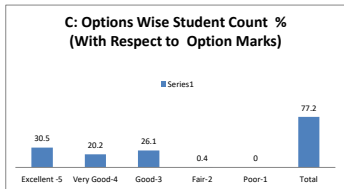
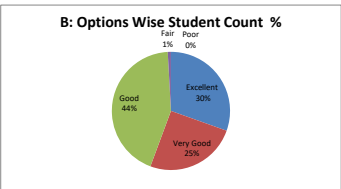
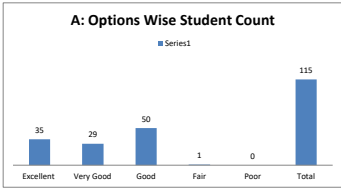
Q.NO.11	Rate the courses in terms of extra learning or self learning considering the design of the courses					
OPTIONS	A	B	C	D	E	Students
	Excellent	Very Good	Good	Average	Poor	
RESULT	39	24	51	1	0	115
	Excellent	Very Good	Good	Fair	Poor	Total



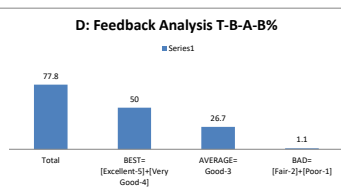
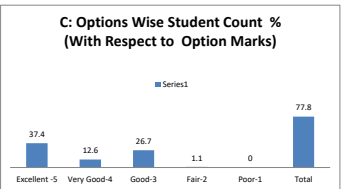
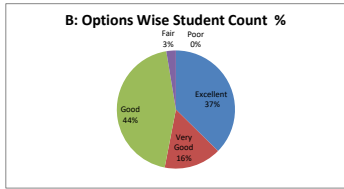
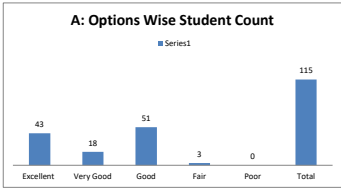
Q.NO.12	Rate the courses in terms of sequence of offering considering whether the preceding courses have been covered.					
OPTIONS	A	B	C	D	E	Students
	Excellent	Very Good	Good	Average	Poor	
RESULT	34	11	70	0	0	115
	Excellent	Very Good	Good	Fair	Poor	Total



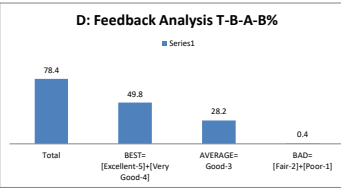
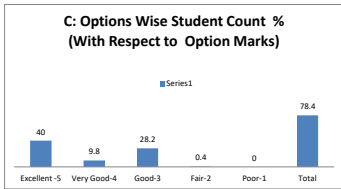
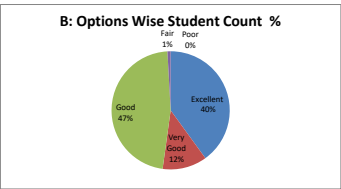
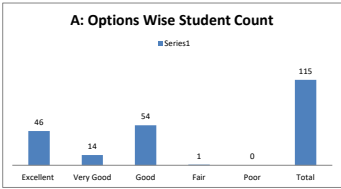
Q.NO.13	How do you Rate the loading of the courses in a semester?					
OPTIONS	A	B	C	D	E	Students
	Excellent	Very Good	Good	Average	Poor	
RESULT	35	29	50	1	0	115
	Excellent	Very Good	Good	Fair	Poor	Total



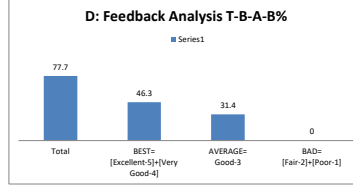
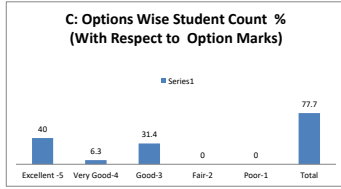
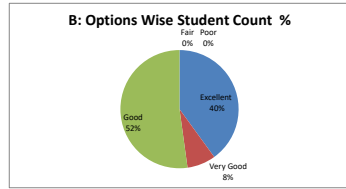
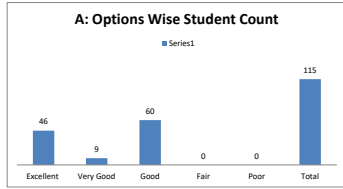
Q.NO.14	How do you rate the evaluation scheme designed for each of the course?					
OPTIONS	A	B	C	D	E	Students
	Excellent	Very Good	Good	Average	Poor	
RESULT	43	18	51	3	0	115
	Excellent	Very Good	Good	Fair	Poor	Total



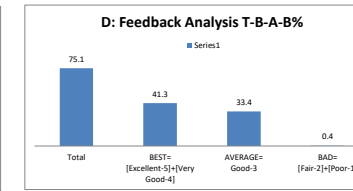
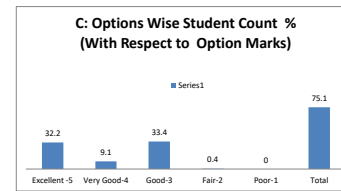
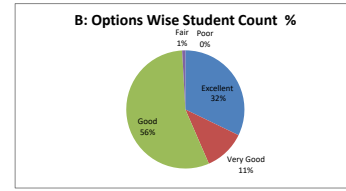
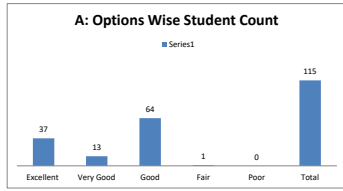
Q.NO.15	How do you rate the objectives stated for each of the course?					
OPTIONS	A	B	C	D	E	Students
	Excellent	Very Good	Good	Average	Poor	
RESULT	46	14	54	1	0	115
	Excellent	Very Good	Good	Fair	Poor	Total



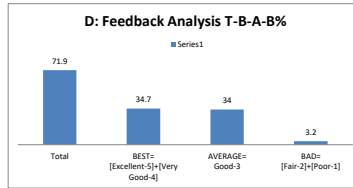
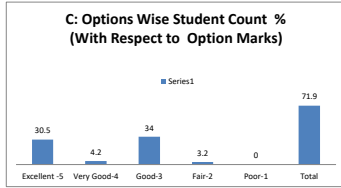
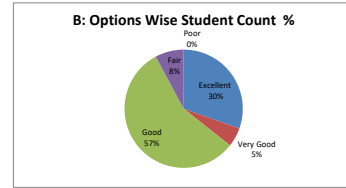
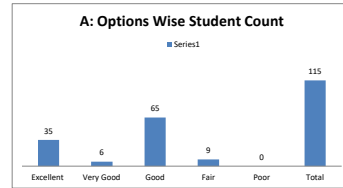
Q.NO.16	How do you rate competencies expected out of the course?					
OPTIONS	A	B	C	D	E	Students
	Excellent	Very Good	Good	Average	Poor	
RESULT	46	9	60	0	0	115
	Excellent	Very Good	Good	Fair	Poor	Total



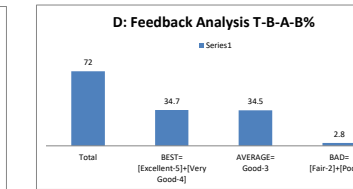
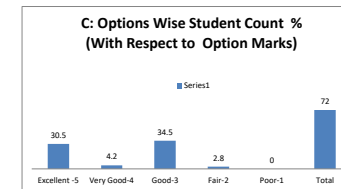
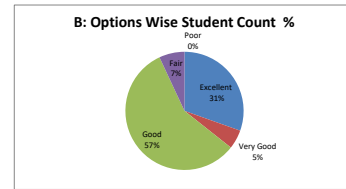
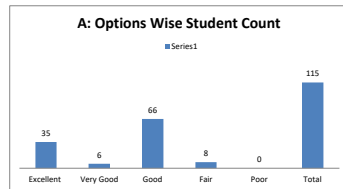
Q.NO.17	you rate the composition of the courses in terms of Basic science, Engineering science, Humanities, Discipline core, discipline elective, open elective, project					
OPTIONS	A	B	C	D	E	Students
	Excellent	Very Good	Good	Average	Poor	
RESULT	37	13	64	1	0	115
	Excellent	Very Good	Good	Fair	Poor	Total



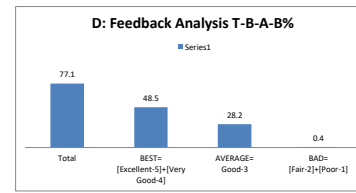
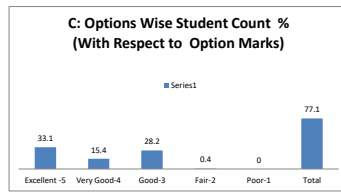
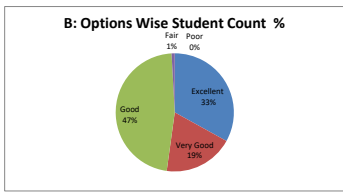
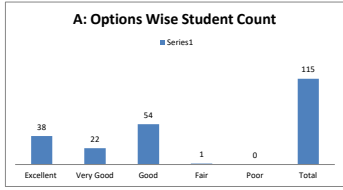
Q.NO.18	How do you rate the percentage of courses having LAB components?					
OPTIONS	A	B	C	D	E	Students
	Excellent	Very Good	Good	Average	Poor	
RESULT	35	6	65	9	0	115
	Excellent	Very Good	Good	Fair	Poor	Total



Q.NO.19	How do you rate the domain used for designing the experiments for the LAB components?					
OPTIONS	A	B	C	D	E	Students
	Excellent	Very Good	Good	Average	Poor	
RESULT	35	6	66	8	0	115
	Excellent	Very Good	Good	Fair	Poor	Total

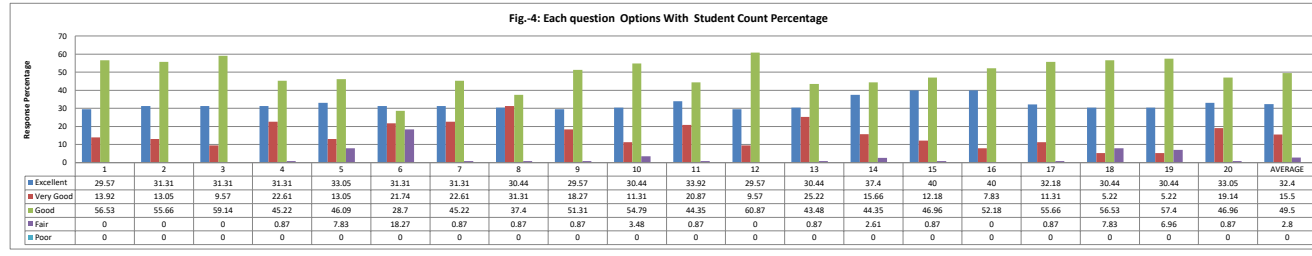
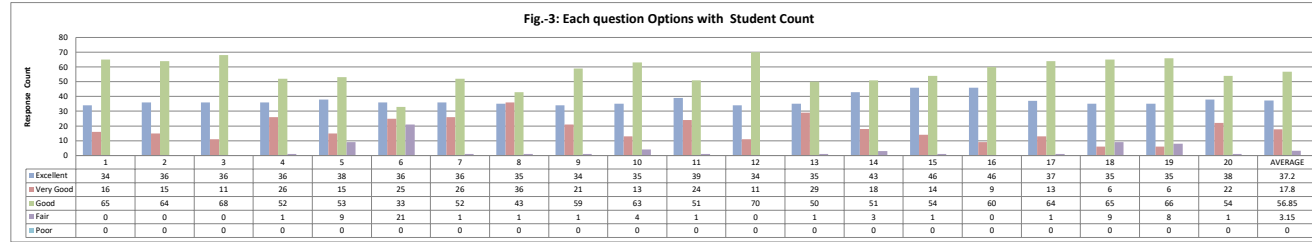
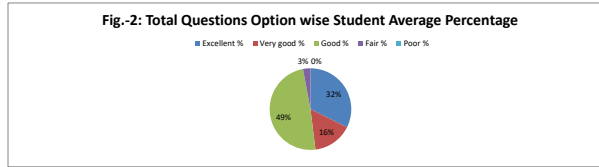
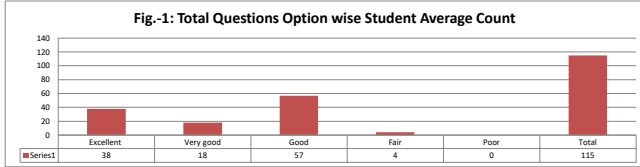


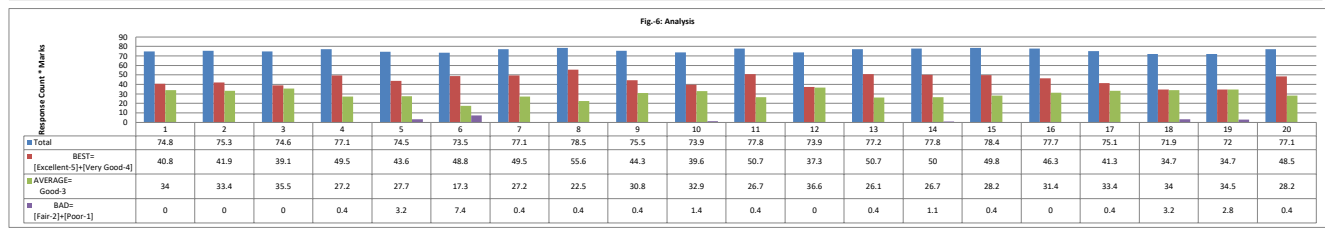
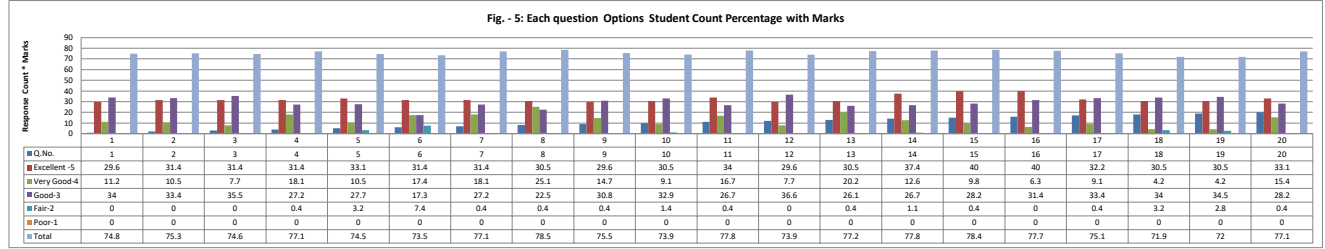
Q.NO.20	How do you rate the experiments in relation to the real life Applications?					
OPTIONS	A	B	C	D	E	Students
	Excellent	Very Good	Good	Average	Poor	
RESULT	38	22	54	1	0	115
	Excellent	Very Good	Good	Fair	Poor	Total



PART - D

Student Feedback on Curriculum Overall Analysis





Most Positive and Negative Response Feedback Questions - Analysis and Action Taken

Most Positive Response Feedback Questions		
Sl.No.	Q.No.	Question
N_1		
N_2		
N_3		

Most Negative Response Feedback Questions		
Sl.No.	Q.No.	Question
N_1		
N_2		
N_3		

Action Taken on Negative Response Feedback Questions											
Sl.No.	Q.No.	Analysis	Action Taken	Feedback After Action Taken	Department	Program	Specialization	DAC No.	Page No.	Date	BOS No.
N_1											
N_2											
N_3											

Any other Recommendations / Suggestion(s) given by Student - Analysis and Action Taken												
Sl.No.	Student Details	Recommendations / Suggestion(s)	Analysis	Action Taken	Any other Remarks	Department	Program	Specialization	DAC No.	Page No.	Date	BOS No.

K.H. Divya

Chairman
Board of Studies
K.L. Business School
Koneru Lakshmaiah Education Foundation
(Deemed to be University)

K L Business School
Koneru Lakshmaiah Education Foundation
(K L Deemed to be University)

Faculty Feedback on Curriculum Analysis Report
Academic Year: 2023-2024
Semester - ODD

Academic Year: 2023-2024
Semester - ODD

Semester - ODD

PART - A

Q.No.	Excellent	Very Good	Good	Fair	Poor	Total
1	20	6	0	0	0	26
2	21	5	0	0	0	26
3	20	6	0	0	0	26
4	21	5	0	0	0	26
5	21	5	0	0	0	26
6	17	9	0	0	0	26
7	20	5	1	0	0	26
8	23	3	0	0	0	26
9	18	7	1	0	0	26
10	17	7	1	1	0	26
AVERAGE	19.8	5.8	0.3	0.1	0	26

Feedback Average Out of 5 Scale	4.75
---------------------------------	------

PART - B

Questions and Options

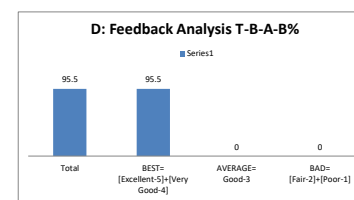
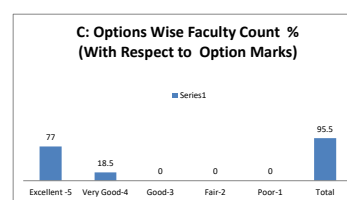
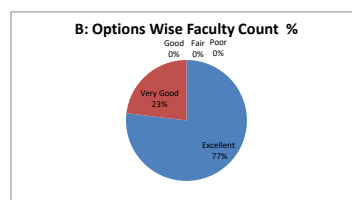
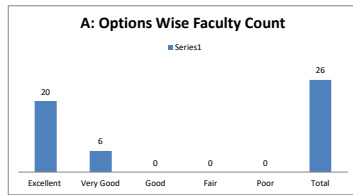
Each Question Feedback Average out of 5 Scale

Q.NO.1	Aims and objectives of the syllabi are well defined and clear to teachers and students.					
OPTIONS	Strongly Agree	Agree	Not Sure	Disagree	Strongly Disagree	4.77
Q.NO.2	The curriculum provides opportunity for the conducting research and project related activities.					
OPTIONS	Strongly Agree	Agree	Not Sure	Disagree	Strongly Disagree	4.81
Q.NO.3	The depth of the course content is adequate to have significant learning outcomes.					
OPTIONS	Strongly Agree	Agree	Not Sure	Disagree	Strongly Disagree	4.77
Q.NO.4	he opinion of the faculty members are taken in to account during curriculum revision.					
OPTIONS	Strongly Agree	Agree	Not Sure	Disagree	Strongly Disagree	4.81
Q.NO.5	The learning outcomes of the curriculum are of local, national and global standard.					
OPTIONS	Strongly Agree	Agree	Not Sure	Disagree	Strongly Disagree	4.81
Q.NO.6	The pre-requisite courses are appropriate for this course.					
OPTIONS	Strongly Agree	Agree	Not Sure	Disagree	Strongly Disagree	4.66
Q.NO.7	The students attain the POs, COs and PSOs satisfactorily.					
OPTIONS	Strongly Agree	Agree	Not Sure	Disagree	Strongly Disagree	4.74
Q.NO.8	The curriculum has the potential in developing the habit of self learning among the students.					
OPTIONS	Strongly Agree	Agree	Not Sure	Disagree	Strongly Disagree	4.89
Q.No.9	The course/syllabus has a good balance between theory and laboratory-work.					
OPTIONS	Strongly Agree	Agree	Not Sure	Disagree	Strongly Disagree	4.66
Q.NO.10	Evaluation of the course is appropriate to discriminate the students.					
OPTIONS	Strongly Agree	Agree	Not Sure	Disagree	Strongly Disagree	4.54

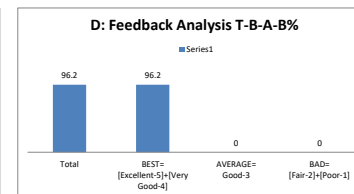
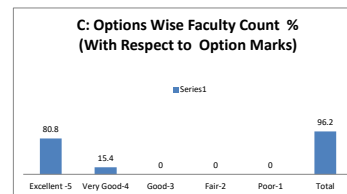
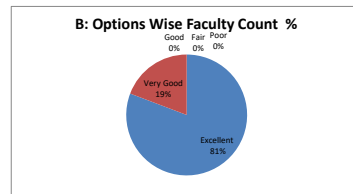
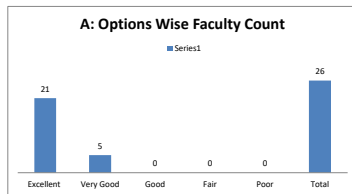
PART - C

Question Wise Analysis

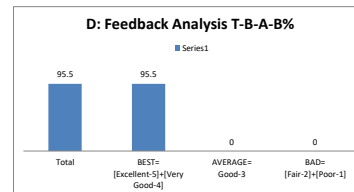
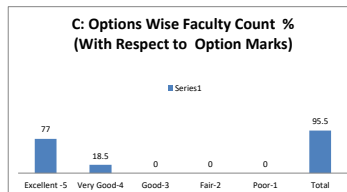
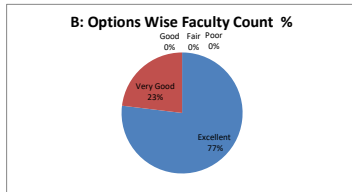
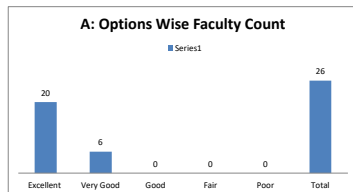
Q.NO.1	Aims and objectives of the syllabi are well defined and clear to teachers and students.					
OPTIONS	A	B	C	D	E	Alumini
	Strongly Agree	Agree	Not Sure	Disagree	Strongly Disagree	
RESULT	20	6	0	0	0	26
	Excellent	Very Good	Good	Fair	Poor	Total



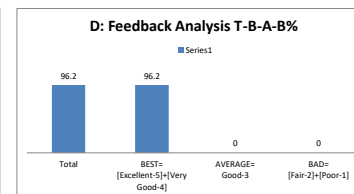
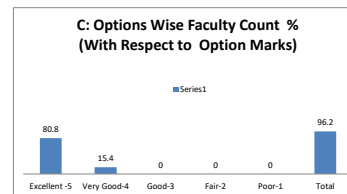
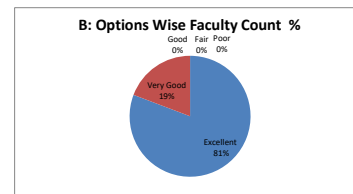
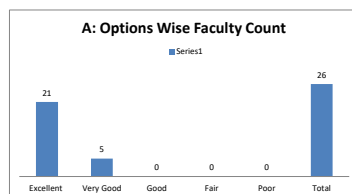
Q.NO.2	The curriculum provides opportunity for the conducting research and project related activities.					
OPTIONS	A	B	C	D	E	Alumni
	Strongly Agree	Agree	Not Sure	Disagree	Strongly Disagree	
RESULT	21	5	0	0	0	26
	Excellent	Very Good	Good	Fair	Poor	Total



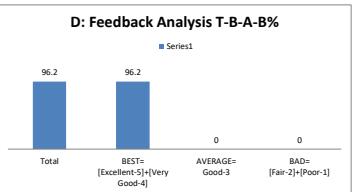
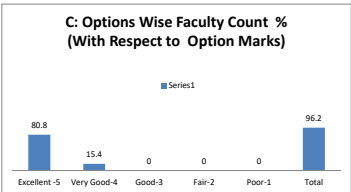
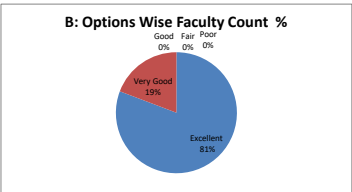
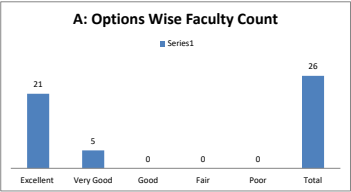
Q.NO.3	The depth of the course content is adequate to have significant learning outcomes.					
OPTIONS	A	B	C	D	E	Alumni
	Strongly Agree	Agree	Not Sure	Disagree	Strongly Disagree	
RESULT	20	6	0	0	0	26
	Excellent	Very Good	Good	Fair	Poor	Total



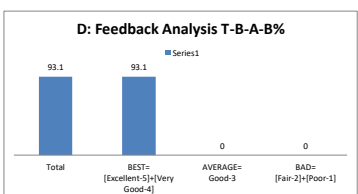
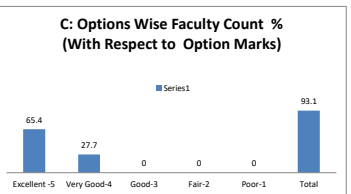
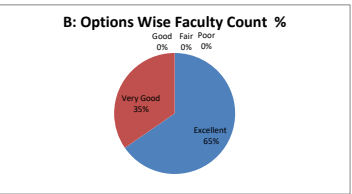
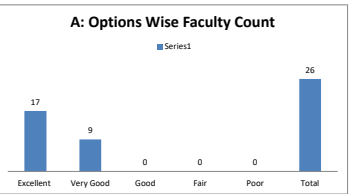
Q.NO.4	The opinion of the faculty members are taken in to account during curriculum revision.					
OPTIONS	A	B	C	D	E	Alumni
	Strongly Agree	Agree	Not Sure	Disagree	Strongly Disagree	
RESULT	21	5	0	0	0	26
	Excellent	Very Good	Good	Fair	Poor	Total



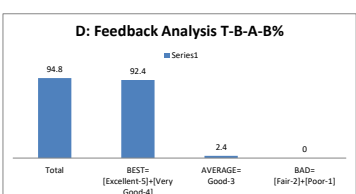
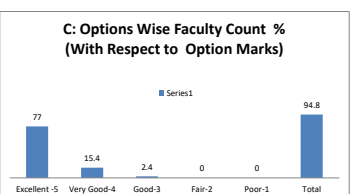
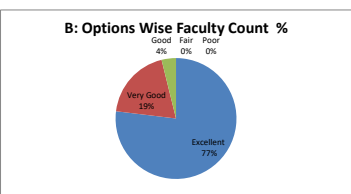
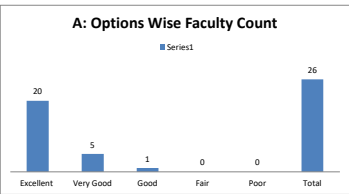
Q.NO.5	The learning outcomes of the curriculum are of local, national and global standard.					
OPTIONS	A	B	C	D	E	Alumini
	Strongly Agree	Agree	Not Sure	Disagree	Strongly Disagree	
RESULT	21	5	0	0	0	26
	Excellent	Very Good	Good	Fair	Poor	Total



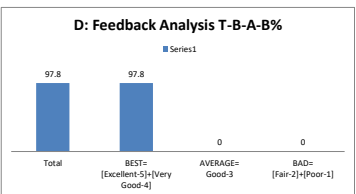
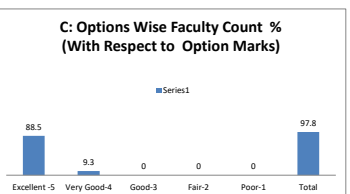
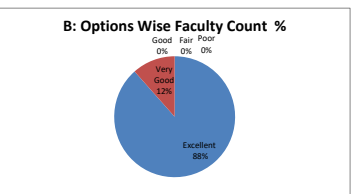
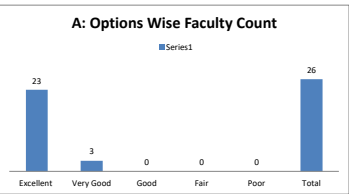
Q.NO.6	The pre-requisite courses are appropriate for this course.					
OPTIONS	A	B	C	D	E	Alumini
	Strongly Agree	Agree	Not Sure	Disagree	Strongly Disagree	
RESULT	17	9	0	0	0	26
	Excellent	Very Good	Good	Fair	Poor	Total



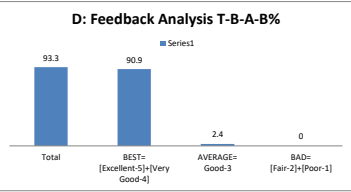
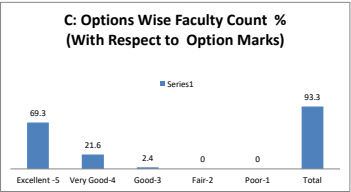
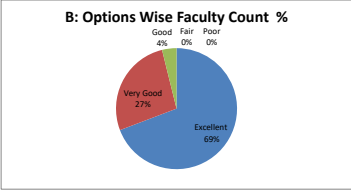
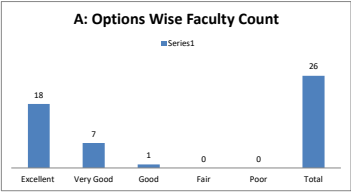
Q.NO.7	The students attain the POs, COs and PSOs satisfactorily.					
OPTIONS	A	B	C	D	E	Alumini
	Strongly Agree	Agree	Not Sure	Disagree	Strongly Disagree	
RESULT	20	5	1	0	0	26
	Excellent	Very Good	Good	Fair	Poor	Total



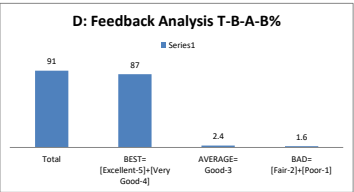
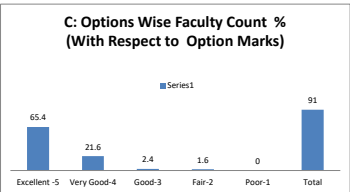
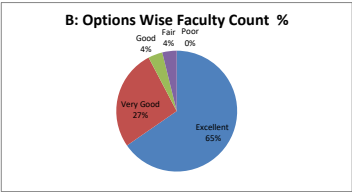
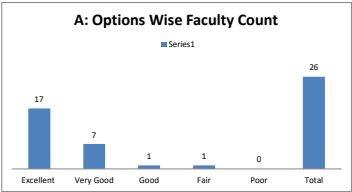
Q.NO.8	The curriculum has the potential in developing the habit of self learning among the students.					
OPTIONS	A	B	C	D	E	Alumini
	Strongly Agree	Agree	Not Sure	Disagree	Strongly Disagree	
RESULT	23	3	0	0	0	26
	Excellent	Very Good	Good	Fair	Poor	Total



Q.No.9	The course/syllabus has a good balance between theory and Laboratory-work.					
OPTIONS	A	B	C	D	E	Alumni
	Strongly Agree	Agree	Not Sure	Disagree	Strongly Disagree	
RESULT	18	7	1	0	0	26
	Excellent	Very Good	Good	Fair	Poor	Total

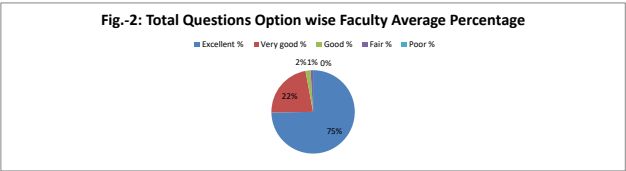
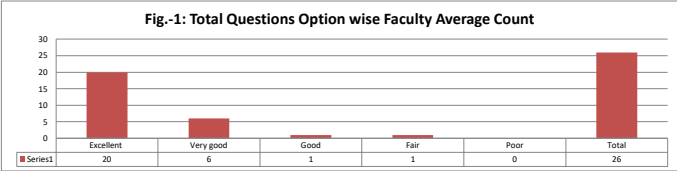


Q.No.10	Evaluation of the course is appropriate to discriminate the students.					
OPTIONS	A	B	C	D	E	Alumni
	Strongly Agree	Agree	Not Sure	Disagree	Strongly Disagree	
RESULT	17	7	1	1	0	26
	Excellent	Very Good	Good	Fair	Poor	Total



PART - D

Faculty Feedback on Curriculum Analysis Summary




Most Positive and Negative Response Feedback Questions - Analysis and Action Taken

Most Positive Response Feedback Questions		
Sl.No.	Q.No.	Question
N_1		
N_2		
N_3		

Most Negative Response Feedback Questions		
Sl.No.	Q.No.	Question
N_1		
N_2		
N_3		

Action Taken on Negative Response Feedback Questions											
Sl.No.	Q.No.	Analysis	Action Taken	Feedback After	Department	Program	Specialization	DAC No.	Page No.	Date	BOS No.
N_1											
N_2											
N_3											

Any other Recommendations / Suggestion(s) given by Faculty Members - Analysis and Action Taken												
Sl.No.	Faculty Details	Recommendations / Suggestion(s)	Analysis	Action Taken	Any other Remark	Department	Program	Specialization	DAC No.	Page No.	Date	BOS No.
1	Dr. K Anusha Assistant Professor and Dr. J V Ramana, Associate Professor KLBS	It is proposed to reviaion of Materials Management and Lean Management courses for Y 23 MBA Admitted students	To enhance the employability skills the proposal was considered to revise the syllabuses of Materials Management (22MB61L1) and Lean Management (22MB62L5) for MBA Y 23 Batch	The proposal was approved and Presented for BoS	NA	MBA	MBA	NA	27	3	25-03-2023	27


K. H. Divya
 Chairman
 Board of Studies
 K.L. Business School
 Kengeru Lakshmaiah Education Foundation
 (Deemed to be University)

<p style="text-align: center;">K L Business School Koneru Lakshmaiah Education Foundation (K L Deemed to be University)</p> <p style="text-align: center;">Parent Feedback on Curriculum Analysis Report Academic Year: 2023-2024 Semester - ODD</p>

Parent Feedback on Curriculum Analysis Report

Academic Year: 2023-2024

Semester - ODD

PART - A

Q.No.	Excellent	Very Good	Good	Fair	Poor	Total
1	14	9	1	0	1	25
2	12	9	3	0	1	25
3	13	9	3	0	0	25
4	15	7	2	0	1	25
5	16	7	1	1	0	25
6	16	6	3	0	0	25
7	16	7	1	1	0	25
8	15	6	3	0	1	25
9	18	5	2	0	0	25
10	15	6	1	1	1	25
AVERAGE	15	7.1	2.2	0.2	0.5	25

Feedback Average Out of 5 Scale	4.44
---------------------------------	------

PART - B

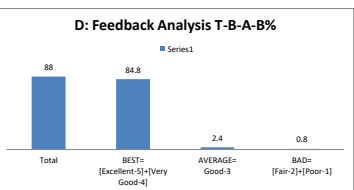
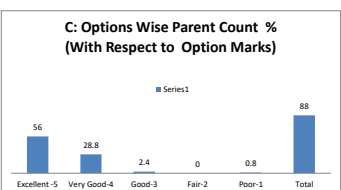
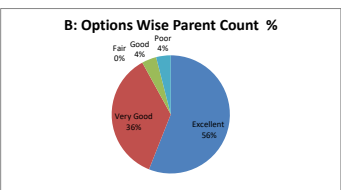
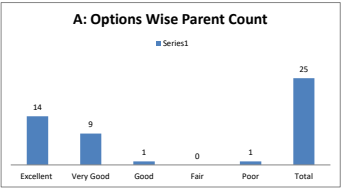
Questions and Options

Each Question Feedback Average out of 5 Scale							
Q.NO.1	How do you rate the program that your ward is undergoing in terms of the load of the courses in different semesters?	Excellent	Very Good	Good	Average	Poor	4.4
OPTIONS		Excellent	Very Good	Good	Average	Poor	
Q.NO.2	How do you rate the availability of the Text and reference books in the Market?	Excellent	Very Good	Good	Average	Poor	4.24
OPTIONS		Excellent	Very Good	Good	Average	Poor	
Q.NO.3	How do you rate the quality and relevance of the courses included into the semester?	Excellent	Very Good	Good	Average	Poor	4.4
OPTIONS		Excellent	Very Good	Good	Average	Poor	
Q.NO.4	How do you rate the treatment of the students by the faculty irrespective of the background of the student that includes Gender, cast, etc.	Excellent	Very Good	Good	Average	Poor	4.4
OPTIONS		Excellent	Very Good	Good	Average	Poor	
Q.NO.5	How do you rate ambience of the KLEF for effective delivery of the academic programs?	Excellent	Very Good	Good	Average	Poor	4.52
OPTIONS		Excellent	Very Good	Good	Average	Poor	
Q.NO.6	How do you rate the courses in terms of their relevance to the latest technologies or future technologies?	Excellent	Very Good	Good	Average	Poor	4.52
OPTIONS		Excellent	Very Good	Good	Average	Poor	
Q.NO.7	How do you rate the programs based on the comfort of your ward in coping with the workload?	Excellent	Very Good	Good	Average	Poor	4.52
OPTIONS		Excellent	Very Good	Good	Average	Poor	
Q.NO.8	How do you rate the quality of teaching in the KLEF?	Excellent	Very Good	Good	Average	Poor	4.36
OPTIONS		Excellent	Very Good	Good	Average	Poor	
Q.NO.9	How do you rate the outcomes that your ward has achieved from the courses	Excellent	Very Good	Good	Average	Poor	4.64
OPTIONS		Excellent	Very Good	Good	Average	Poor	
Q.NO.10	How do you rate the transparency of the evaluation system in the KLEF?	Excellent	Very Good	Good	Average	Poor	4.36
OPTIONS		Excellent	Very Good	Good	Average	Poor	

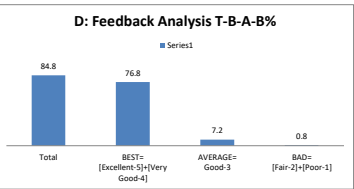
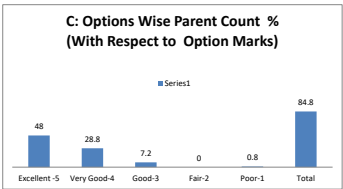
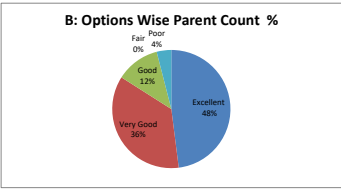
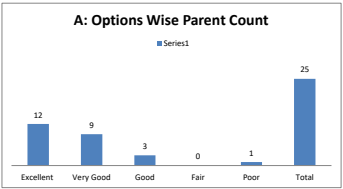
PART - C

Question Wise Analysis

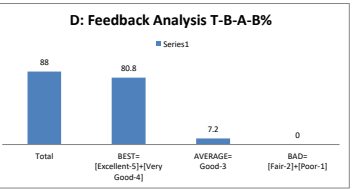
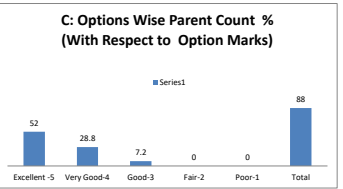
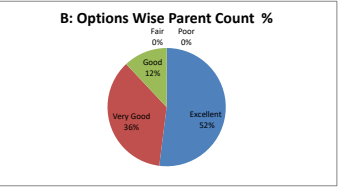
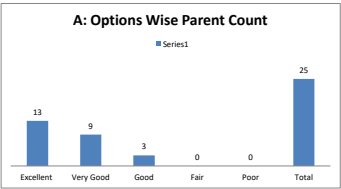
Q.NO.1	How do you rate the program that your ward is undergoing in terms of the load of the courses in different semesters?					
OPTIONS	A	B	C	D	E	Parents
	Excellent	Very Good	Good	Average	Poor	
RESULT	14	9	1	0	1	25
	Excellent	Very Good	Good	Fair	Poor	Total



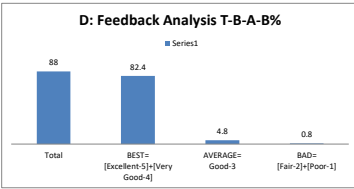
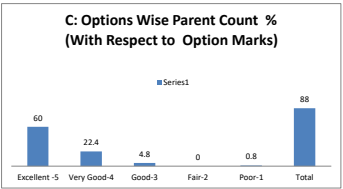
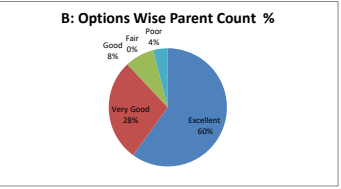
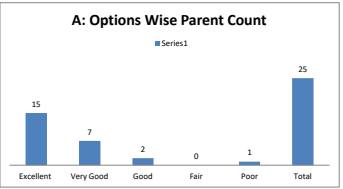
Q.NO.2	How do you rate the availability of the Text and reference books in the Market?					
OPTIONS	A	B	C	D	E	Parents
	Excellent	Very Good	Good	Average	Poor	
RESULT	12	9	3	0	1	25
	Excellent	Very Good	Good	Fair	Poor	Total



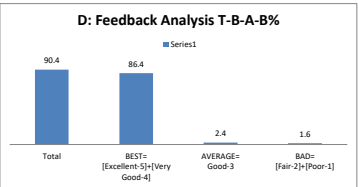
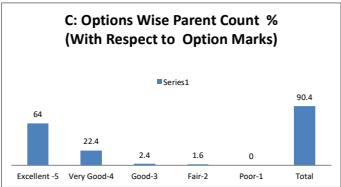
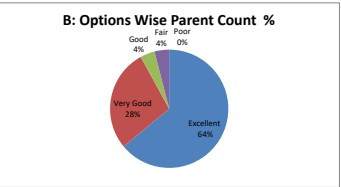
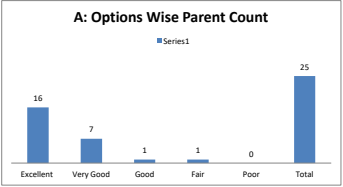
Q.NO.3	How do you rate the quality and relevance of the courses included into the semester?					
OPTIONS	A	B	C	D	E	Parents
	Excellent	Very Good	Good	Average	Poor	
RESULT	13	9	3	0	0	25
	Excellent	Very Good	Good	Fair	Poor	Total



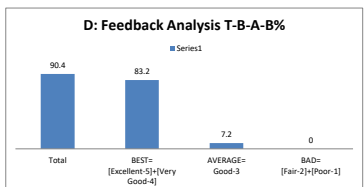
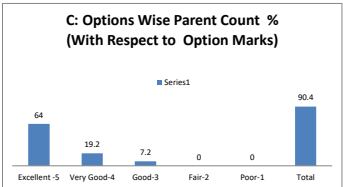
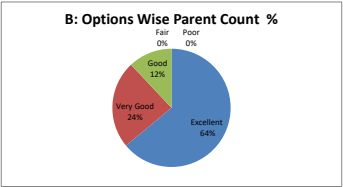
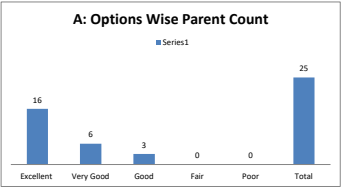
Q.NO.4	e the treatment of the students by the faculty irrespective of the background of the student that includes Gender, cast, community creed etc., in teaching.					
OPTIONS	A	B	C	D	E	Parents
	Excellent	Very Good	Good	Average	Poor	
RESULT	15	7	2	0	1	25
	Excellent	Very Good	Good	Fair	Poor	Total



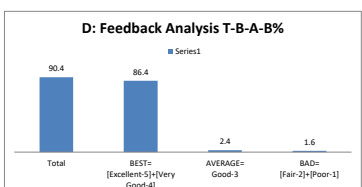
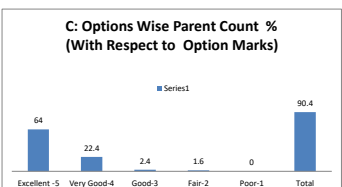
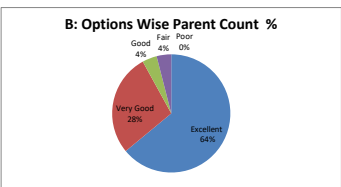
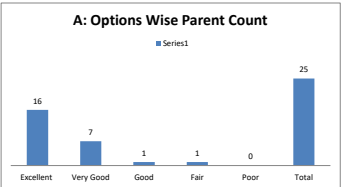
Q.NO.5	How do you rate ambience of the KLEF for effective delivery of the academic programs?					
OPTIONS	A	B	C	D	E	Parents
	Excellent	Very Good	Good	Average	Poor	
RESULT	16	7	1	1	0	25
	Excellent	Very Good	Good	Fair	Poor	Total



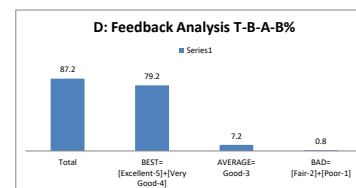
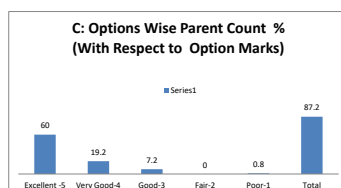
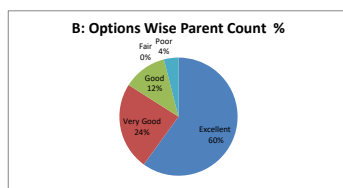
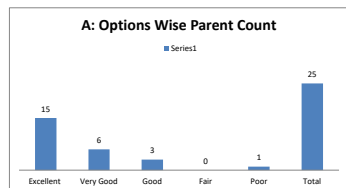
Q.NO.6	How do you rate the courses in terms of their relevance to the latest technologies or future technologies?					
OPTIONS	A	B	C	D	E	Parents
	Excellent	Very Good	Good	Average	Poor	
RESULT	16	6	3	0	0	25
	Excellent	Very Good	Good	Fair	Poor	Total



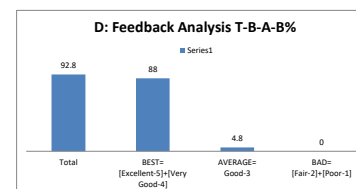
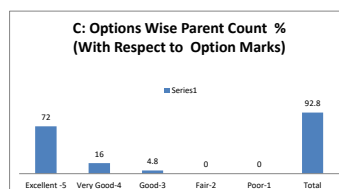
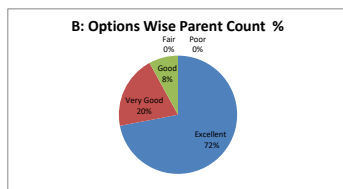
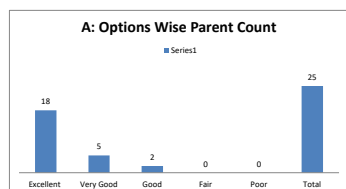
Q.NO.7	How do you rate the programs based on the comfort of your ward in coping with the workload?					
OPTIONS	A	B	C	D	E	Parents
	Excellent	Very Good	Good	Average	Poor	
RESULT	16	7	1	1	0	25
	Excellent	Very Good	Good	Fair	Poor	Total



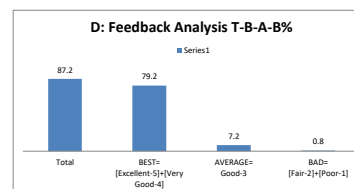
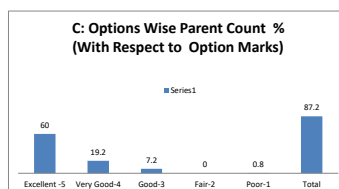
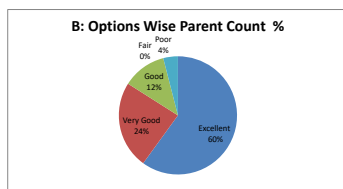
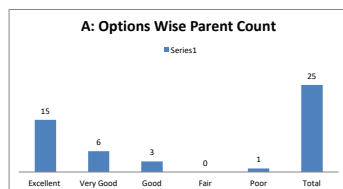
Q.NO.8	How do you rate the quality of teaching in the KLEF?					
OPTIONS	A	B	C	D	E	Parents
	Excellent	Very Good	Good	Average	Poor	
RESULT	15	6	3	0	1	25
	Excellent	Very Good	Good	Fair	Poor	Total



Q.No.9	How do you rate the outcomes that your ward has achieved from the courses					
OPTIONS	A	B	C	D	E	Parents
	Excellent	Very Good	Good	Average	Poor	
RESULT	18	5	2	0	0	25
	Excellent	Very Good	Good	Fair	Poor	Total



Q.No.10	How do you rate the transparency of the evaluation system in the KLEF?					
OPTIONS	A	B	C	D	E	Parents
	Excellent	Very Good	Good	Average	Poor	
RESULT	15	6	3	0	1	25
	Excellent	Very Good	Good	Fair	Poor	Total



PART - D

Parent Feedback on Curriculum Analysis Overall Analysis

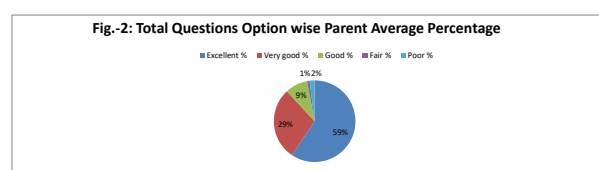
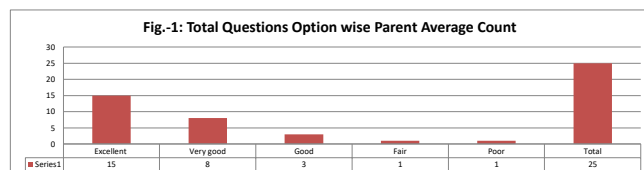


Fig.-3: Each question Options with Parent Count

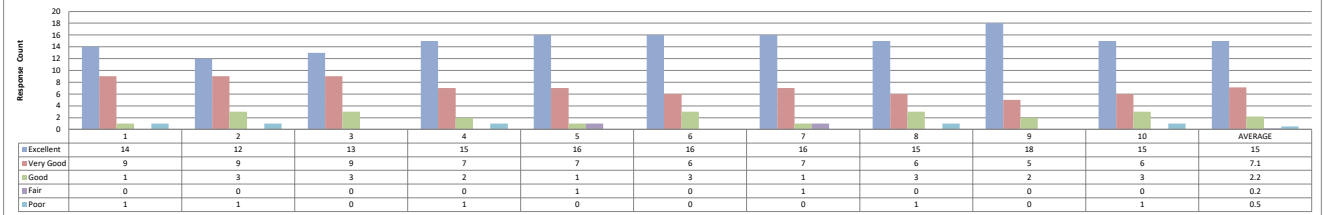


Fig.-4: Each question Options With Parent Count Percentage

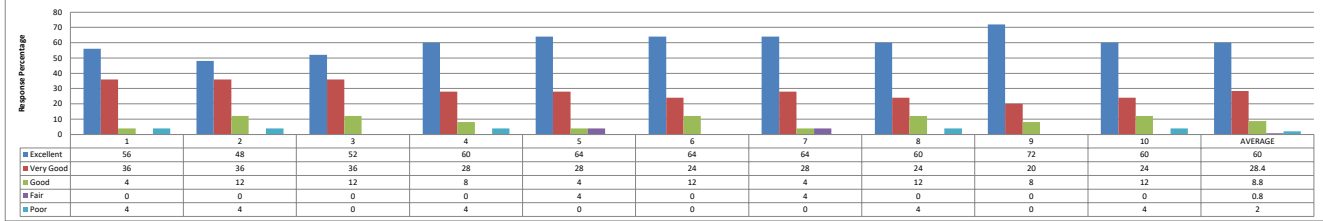


Fig. - 5: Each question Options Parent Count Percentage with Marks

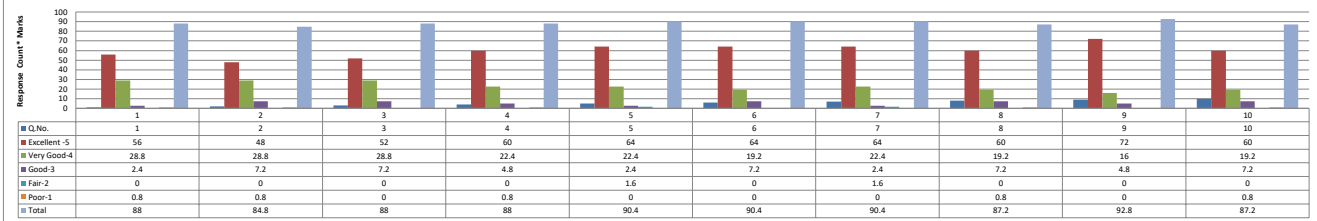
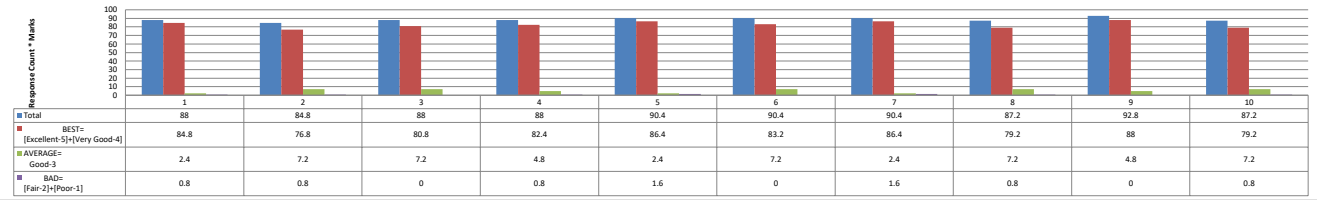


Fig-6: Analysis



PART - E

Most Positive and Negative Response Feedback Questions - Analysis and Action Taken

Most Positive Response Feedback Questions		
Sl.No.	Q.No.	Question
N_1		
N_2		
N_3		

Most Negative Response Feedback Questions		
Sl.No.	Q.No.	Question
N_1		
N_2		
N_3		

Action Taken on Negative Response Feedback Questions											
Sl.No.	Q.No.	Analysis	Action Taken	Feedback After Action Taken	Department	Program	Specialization	DAC No.	Page No.	Date	BOS No.
N_1											
N_2											
N_3											

Any other Recommendations / Suggestion(s) given by Parent - Analysis and Action Taken												
Sl.No.	Parent Details	Recommendations / Suggestion(s)	Analysis	Action Taken	Any other Remarks	Department	Program	Specialization	DAC No.	Page No.	Date	BOS No.

K.H. Divya

Chairman
Board of Studies
K.L. Business School
Koneru Lakshmaiah Education Foundation
(Deemed to be University)

K L Business School
Koneru Lakshmaiah Education Foundation
(K L Deemed to be University)
Academic Peers Feedback on Curriculum Analysis Report
Academic Year: 2023-2024
Semester - ODD

Academic Year: 2023-2024
Semester - ODD

Semester - ODD

PART - A

Q.No.	Excellent	Very Good	Good	Fair	Poor	Total
1	11	10	1	0	0	22
2	9	9	4	0	0	22
3	12	9	1	0	0	22
4	8	11	3	0	0	22
5	10	9	3	0	0	22
6	13	9	1	0	0	22
7	13	9	0	0	0	22
8	12	9	1	0	0	22
9	7	14	1	0	0	22
10	8	18	3	0	0	22
11	10	10	1	1	0	22
12	10	11	0	1	0	22
13	13	7	2	0	0	22
14	10	9	3	0	0	22
15	12	7	3	0	0	22
16	11	9	2	0	0	22
17	9	11	2	0	0	22
18	8	11	3	0	0	22
19	10	10	1	1	0	22
20	10	9	3	0	0	22
AVERAGE	10.2	9.75	1.9	0.15	0	22

4.37

PART - B

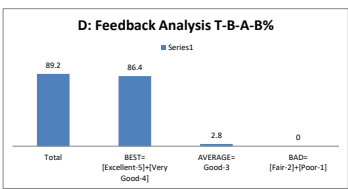
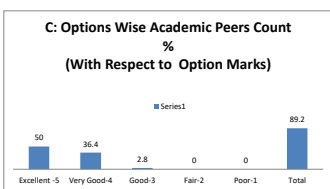
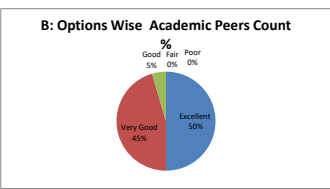
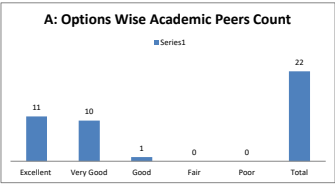
Questions and Options

Each Question Feedback Average out of 5 Scale					
Q.NO.1	How do you rate the sequence of the Courses provided in the curriculum?				4.46
OPTIONS	Excellent	Very Good	Good	Average	Poor
Q.NO.2	How do you rate the syllabus of the courses in relation to the competencies expected out of the course?				4.23
OPTIONS	Excellent	Very Good	Good	Average	Poor
Q.NO.3	How do you rate the structure framed for entire program?				4.5
OPTIONS	Excellent	Very Good	Good	Average	Poor
Q.NO.4	How do you rate the sequence of the units in the course?				4.23
OPTIONS	Excellent	Very Good	Good	Average	Poor
Q.NO.5	How do you rate the allocation of the credits to the courses?				4.32
OPTIONS	Excellent	Very Good	Good	Average	Poor
Q.NO.6	How do you rate the distribution of the contact hours among the course components (L:T:P)?				4.41
OPTIONS	Excellent	Very Good	Good	Average	Poor
Q.NO.7	How do you rate the offering of the electives in terms of their relevance to the specialization streams?				4.6
OPTIONS	Excellent	Very Good	Good	Average	Poor
Q.NO.8	How do you rate the electives offered in relation to the Technological advancements?				4.5
OPTIONS	Excellent	Very Good	Good	Average	Poor
Q.No.9	How do you rate the relevance of the Text Books and reference books by their International recognition to the Courses?				4.28
OPTIONS	Excellent	Very Good	Good	Average	Poor
Q.NO.10	How do you rate the sequence of the Courses that you have studied in sequence to what you have studied in the previous semester?				4.28
OPTIONS	Excellent	Very Good	Good	Average	Poor
Q.NO.11	Rate the Size of syllabus in terms of the load on the student				4.32
OPTIONS	Excellent	Very Good	Good	Average	Poor
Q.NO.12	Rate the courses in terms of extra learning or self learning considering the design of the courses				4.37
OPTIONS	Excellent	Very Good	Good	Average	Poor
Q.NO.13	Rate the courses in terms of sequence of offering considering whether the preceding courses have been covered.				4.5
OPTIONS	Excellent	Very Good	Good	Average	Poor
Q.NO.14	How do you Rate the loading of the courses in a semester?				4.32
OPTIONS	Excellent	Very Good	Good	Average	Poor
Q.NO.15	How do you rate the evaluation scheme designed for each of the course?				4.41
OPTIONS	Excellent	Very Good	Good	Average	Poor
Q.NO.16	How do you rate the objectives stated for each of the course?				4.41
OPTIONS	Excellent	Very Good	Good	Average	Poor
Q.NO.17	How do you rate competencies expected out of the course?				4.32
OPTIONS	Excellent	Very Good	Good	Average	Poor
Q.NO.18	How do you rate the composition of the courses in terms of Basic science, Engineering science, Humanities, Discipline core, discipline				4.32
OPTIONS	Excellent	Very Good	Good	Average	Poor
Q.NO.19	How do you rate the percentage of courses having LAB components?				4.32
OPTIONS	Excellent	Very Good	Good	Average	Poor
Q.NO.20	How do you rate the domain used for designing the experiments for the LAB components?				4.32
OPTIONS	Excellent	Very Good	Good	Average	Poor

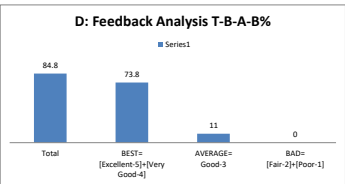
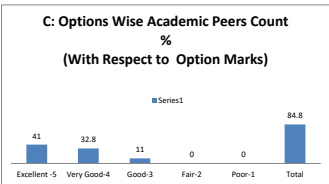
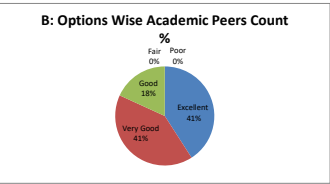
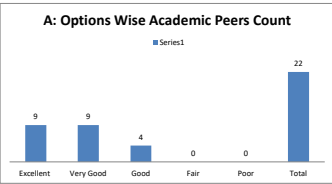
PART - C

Question Wise Analysis

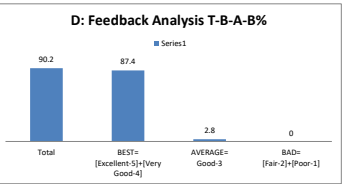
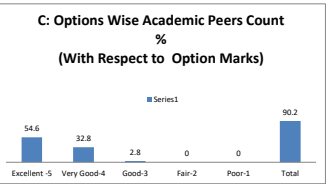
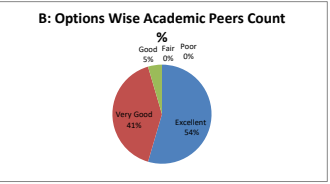
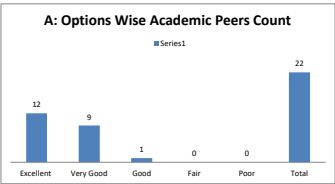
Q.NO.1	How do you rate the sequence of the Courses provided in the curriculum?					
OPTIONS	A	B	C	D	E	Academic Peers
	Excellent	Very Good	Good	Average	Poor	
RESULT	11	10	1	0	0	22
	Excellent	Very Good	Good	Fair	Poor	



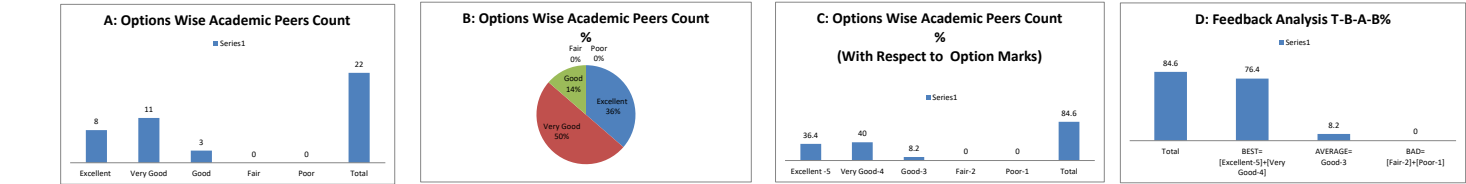
Q.NO.2	How do you rate the syllabus of the courses in relation to the competencies expected out of the course?					
OPTIONS	A	B	C	D	E	Academic Peers
	Excellent	Very Good	Good	Average	Poor	
RESULT	9	9	4	0	0	22
	Excellent	Very Good	Good	Fair	Poor	

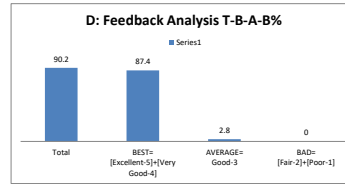
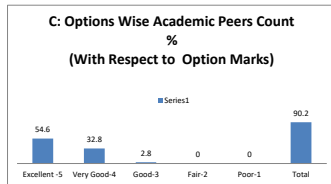
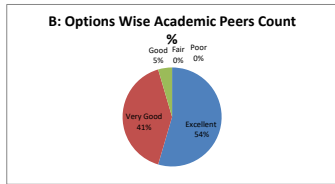
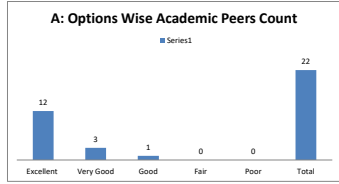


Q.NO.3	How do you rate the structure framed for entire program?					
OPTIONS	A	B	C	D	E	Academic Peers
	Excellent	Very Good	Good	Average	Poor	
RESULT	12	9	1	0	0	22
	Excellent	Very Good	Good	Fair	Poor	

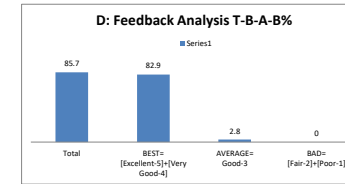
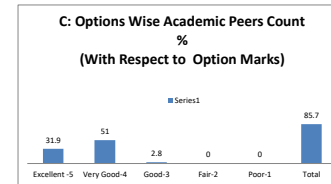
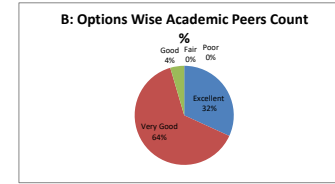
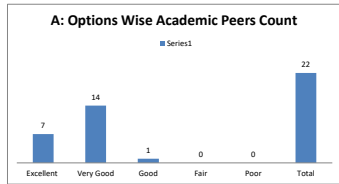


Q.NO.4	How do you rate the sequence of the units in the course?					
OPTIONS	A	B	C	D	E	Academic Peers
	Excellent	Very Good	Good	Average	Poor	
RESULT	8	11	3	0	0	22
	Excellent	Very Good	Good	Fair	Poor	

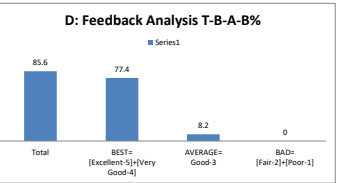
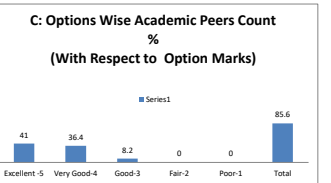
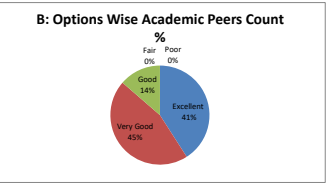
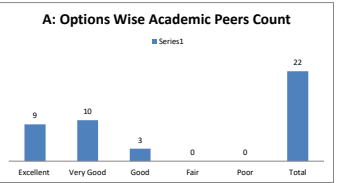




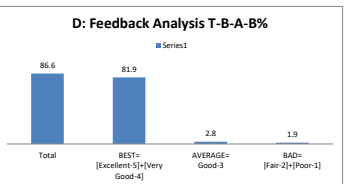
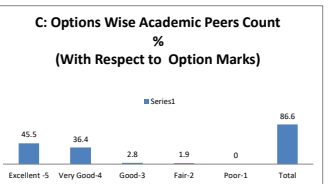
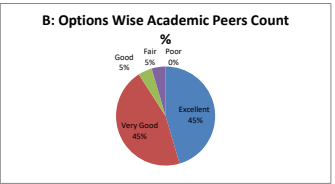
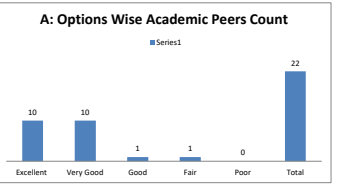
Q.No.9	How do you rate the relevance of the Text Books and reference books by their international recognition to the Courses?					
OPTIONS	A	B	C	D	E	Academic Peers
	Excellent	Very Good	Good	Average	Poor	
RESULT	7	14	1	0	0	22
	Excellent	Very Good	Good	Fair	Poor	



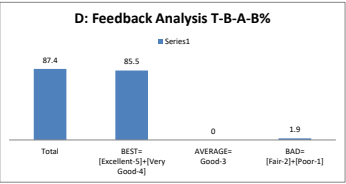
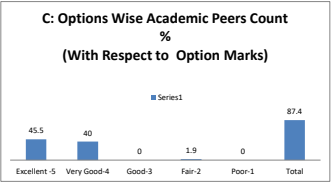
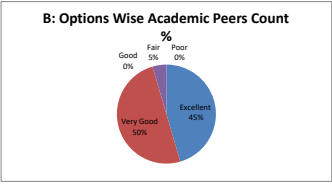
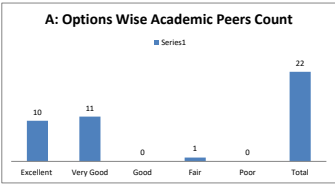
Q.No.10	How do you rate the sequence of the Courses that you have studied are in sequence to what you have studied in the previous semester?					
OPTIONS	A	B	C	D	E	Academic Peers
	Excellent	Very Good	Good	Average	Poor	
RESULT	9	10	3	0	0	22
	Excellent	Very Good	Good	Fair	Poor	



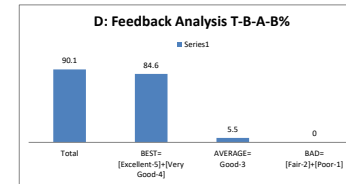
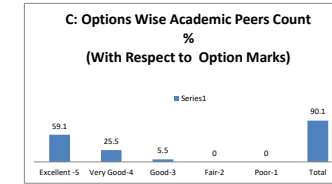
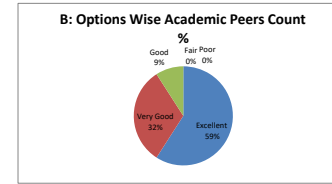
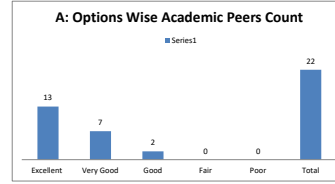
Q.No.11	Rate the Size of syllabus in terms of the load on the student					
OPTIONS	A	B	C	D	E	Academic Peers
	Excellent	Very Good	Good	Average	Poor	
RESULT	10	10	1	1	0	22
	Excellent	Very Good	Good	Fair	Poor	



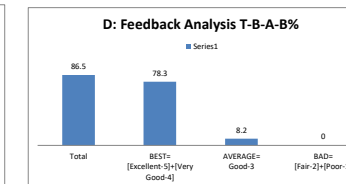
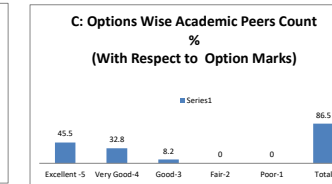
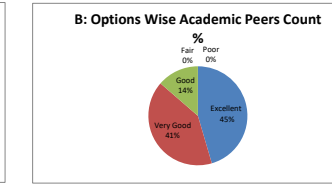
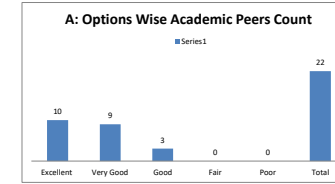
Q.No.12	Rate the courses in terms of extra learning or self learning considering the design of the courses					
OPTIONS	A	B	C	D	E	Academic Peers
	Excellent	Very Good	Good	Average	Poor	
RESULT	10	11	0	1	0	22
	Excellent	Very Good	Good	Fair	Poor	



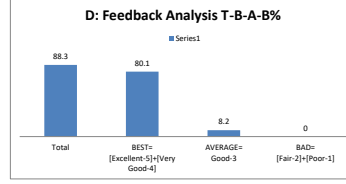
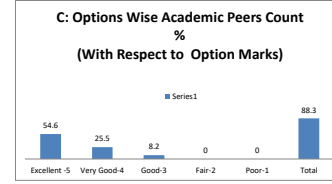
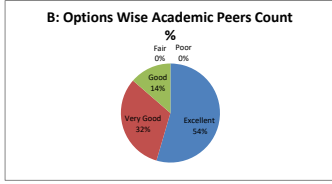
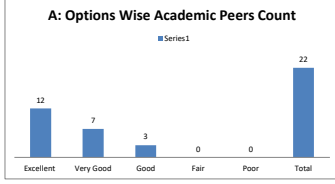
Q.NO.13 Rate the courses in terms of sequence of offering considering whether the preceding courses have been covered.						
OPTIONS	A	B	C	D	E	Academic Peers
	Excellent	Very Good	Good	Average	Poor	
RESULT	13	7	2	0	0	22
	Excellent	Very Good	Good	Fair	Poor	Total



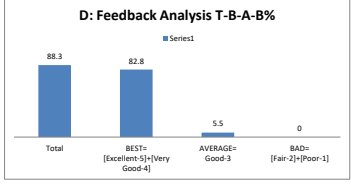
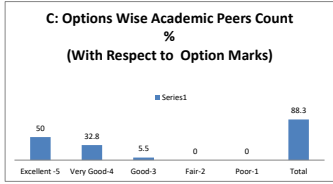
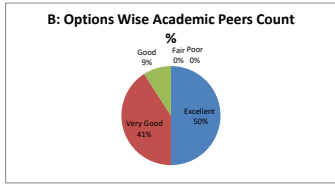
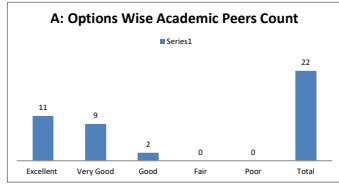
Q.NO.14 How do you Rate the loading of the courses in a semester?						
OPTIONS	A	B	C	D	E	Academic Peers
	Excellent	Very Good	Good	Average	Poor	
RESULT	10	7	3	0	0	22
	Excellent	Very Good	Good	Fair	Poor	Total



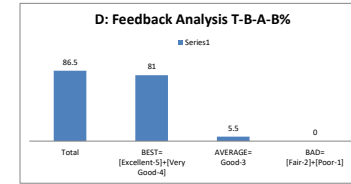
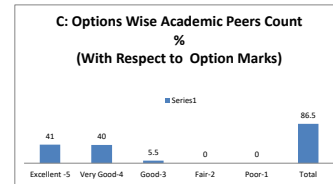
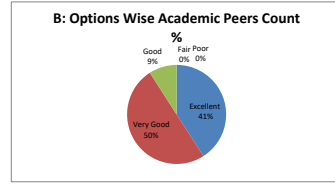
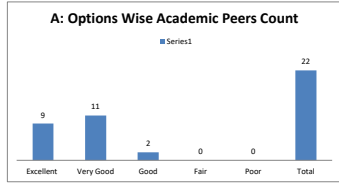
Q.NO.15 How do you rate the evaluation scheme designed for each of the course?						
OPTIONS	A	B	C	D	E	Academic Peers
	Excellent	Very Good	Good	Average	Poor	
RESULT	12	7	3	0	0	22
	Excellent	Very Good	Good	Fair	Poor	Total



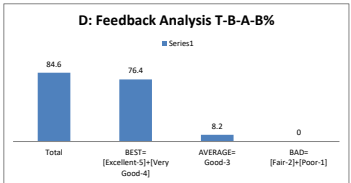
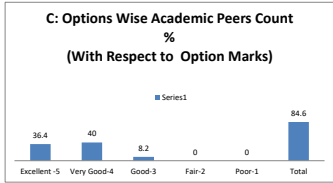
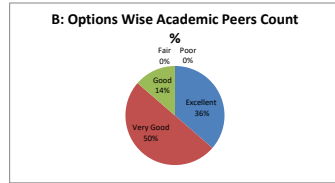
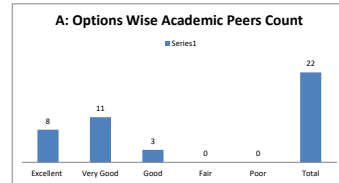
Q.NO.16 How do you rate the objectives stated for each of the course?						
OPTIONS	A	B	C	D	E	Academic Peers
	Excellent	Very Good	Good	Average	Poor	
RESULT	11	9	2	0	0	22
	Excellent	Very Good	Good	Fair	Poor	Total



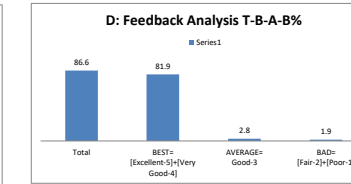
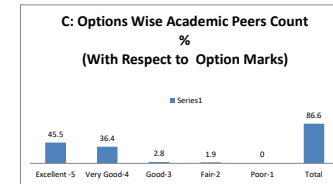
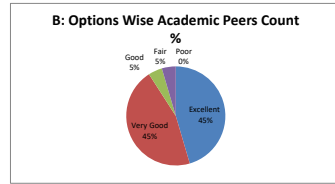
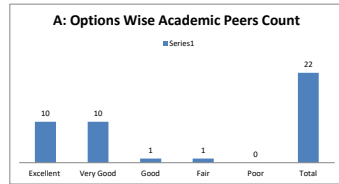
Q.NO.17	How do you rate competencies expected out of the course?					
OPTIONS	A	B	C	D	E	Academic Peers
	Excellent	Very Good	Good	Average	Poor	
RESULT	11	9	2	0	0	22
	Excellent	Very Good	Good	Fair	Poor	Total



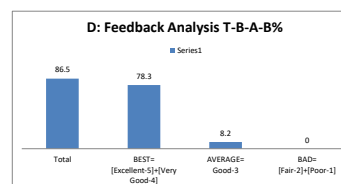
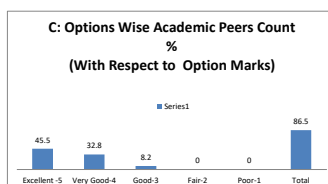
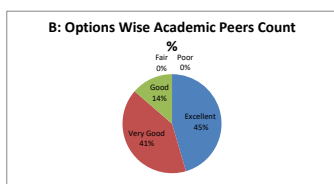
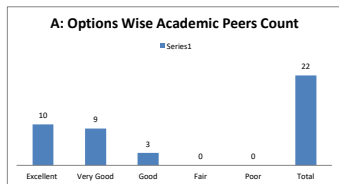
Q.NO.18	How do you rate the composition of the courses in terms of Basic science, Engineering science, Humanities, Discipline core, discipline elective, open elective, project etc.?					
OPTIONS	A	B	C	D	E	Academic Peers
	Excellent	Very Good	Good	Average	Poor	
RESULT	11	9	2	0	0	22
	Excellent	Very Good	Good	Fair	Poor	Total



Q.NO.19	How do you rate the percentage of courses having LAB components?					
OPTIONS	A	B	C	D	E	Academic Peers
	Excellent	Very Good	Good	Average	Poor	
RESULT	10	10	1	0	0	22
	Excellent	Very Good	Good	Fair	Poor	Total

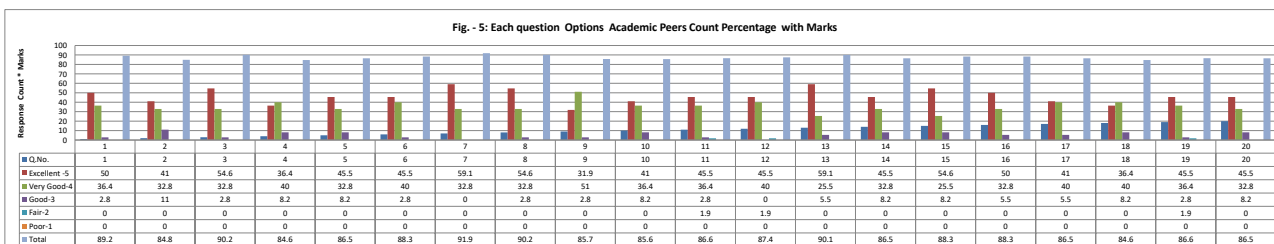
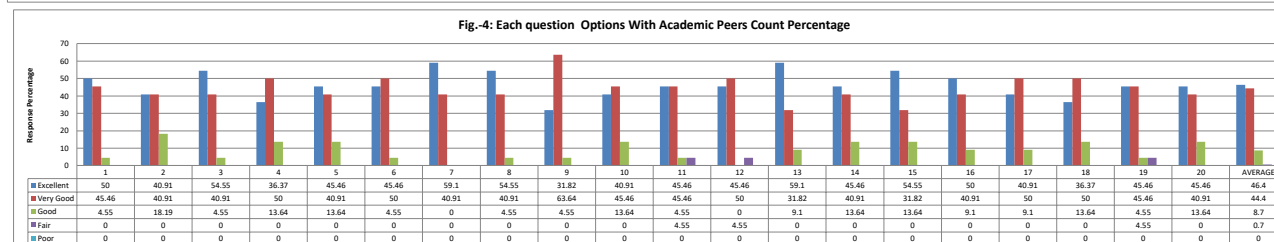
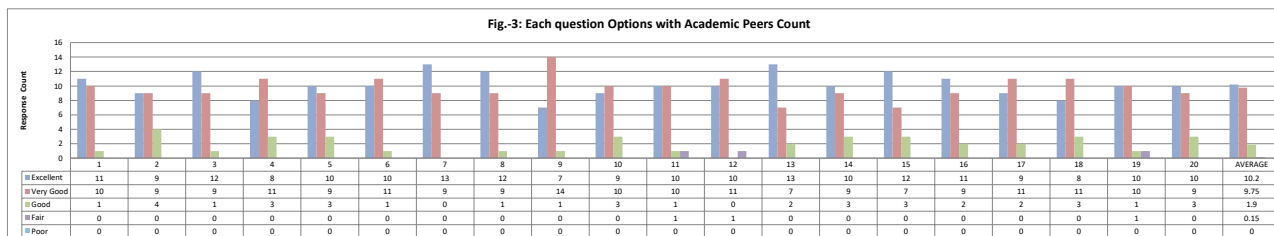
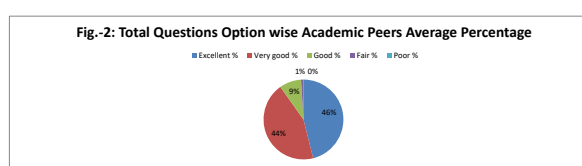



Q.NO.20	How do you rate the domain used for designing the experiments for the LAB components?					
OPTIONS	A	B	C	D	E	Academic Peers
	Excellent	Very Good	Good	Average	Poor	
RESULT	9	9	3	0	0	22
	Excellent	Very Good	Good	Fair	Poor	Total



PART - D

Academic Peers Feedback on Curriculum Overall Analysis




Most Positive and Negative Response Feedback Questions - Analysis and Action Taken

Most Positive Response Feedback Questions		
Sl.No.	Q.No.	Question
N_1		
N_2		
N_3		

Most Negative Response Feedback Questions		
Sl.No.	Q.No.	Question
N_1		
N_2		
N_3		

Action Taken on Negative Response Feedback Questions											
Sl.No.	Q.No.	Analysis	Action Taken	Feedback	Department	Program	Specialization	DAC No.	Page No.	Date	BOS No.
N_1											
N_2											
N_3											

Any other Recommendations / Suggestion(s) given by Academic Peers - Analysis and Action Taken												
Sl.No.	Academic Peers Details	Recommendations / Suggestion(s)	Analysis	Action Taken	Any other Remarks	Department	Program	Specialization	DAC No.	Page No.	Date	BOS No.
1	Dr. A. Vasudev, Associate Professor, VIT	Suggestion for Awarding Phd Degrees in the Faculty of commerce and Management in the place of Faculty of Management	Based on the observations and recommendations of the DRC and RPAC it was considered to use Faculty of commerce and Management in the future award of Phds .	Prsented to BoS		MBA &BBA	MBA & BBA	NA	27	3	25-03-2023	27


K.H. Dinia
 Chairman
 Board of Studies
 K.L. Business School
 Koneru Lakshmaiah Education Foundation
 (Deemed to be University)

K L Business School

Koneru Lakshmaiah Education Foundation

(K L Deemed to be University)

Alumni Feedback on Curriculum Analysis Report

Academic Year: 2023-2024

Semester - ODD

PART - A

Q.No.	Excellent	Very Good	Good	Fair	Poor	Total
1	3	12	1	0	1	17
2	5	10	1	0	1	17
3	3	12	1	0	1	17
4	7	9	0	0	1	17
5	3	7	3	3	1	17
6	4	5	3	4	1	17
7	5	7	3	0	2	17
8	4	6	5	0	2	17
9	4	6	4	1	2	17
10	4	5	6	0	2	17
AVERAGE	4.2	7.9	2.7	0.8	1.4	17

10.7

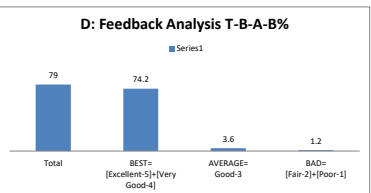
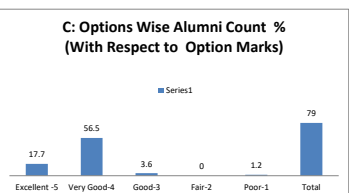
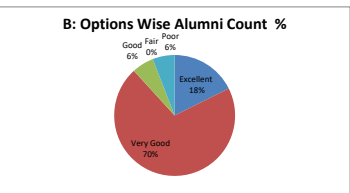
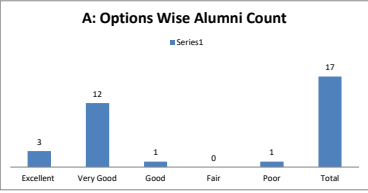
Feedback Average Out of 5 Scale	3.75
---------------------------------	------

PART - B

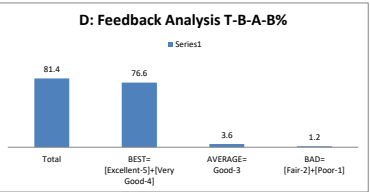
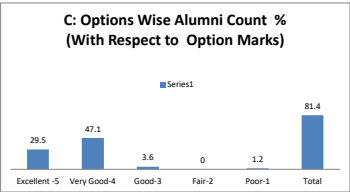
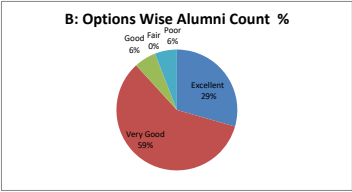
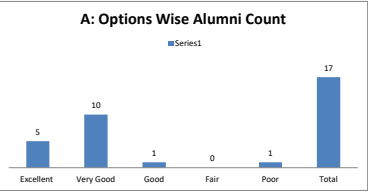
Questions and Options						
Each Question Feedback Average out of 5 Scale						
Q.NO.1	How do you rate relevance of the courses in relation to the program?					3.95
OPTIONS	Excellent	Very Good	Good	Average	Poor	
Q.NO.2	How do you rate the sequence of the courses included into the programs?					4.06
OPTIONS	Excellent	Very Good	Good	Average	Poor	
Q.NO.3	How do you rate the competencies in relation to the course content?					3.95
OPTIONS	Excellent	Very Good	Good	Average	Poor	
Q.NO.4	How do rate the sequence of the topics in the units?					4.24
OPTIONS	Excellent	Very Good	Good	Average	Poor	
Q.NO.5	Rate the offering of the in relation to the specialization streams?					3.48
OPTIONS	Excellent	Very Good	Good	Average	Poor	
Q.NO.6	How do you rate the offering of the electives in relation to the Technological advancements?					3.42
OPTIONS	Excellent	Very Good	Good	Average	Poor	
Q.NO.7	How do you rate the courses which are skills related suiting to the Industry included into the programs?					3.77
OPTIONS	Excellent	Very Good	Good	Average	Poor	
Q.NO.8	How do you rate the domain used for designing the experiments in terms of the suitability of the Tools to the domain?					3.59
OPTIONS	Excellent	Very Good	Good	Average	Poor	
Q.No.9	How do you rate the experiments in terms of their relevance to the real life application?					3.53
OPTIONS	Excellent	Very Good	Good	Average	Poor	
Q.NO.10	How do you rate the courses that you have leant in relation to your current job					3.53
OPTIONS	Excellent	Very Good	Good	Average	Poor	

PART - C

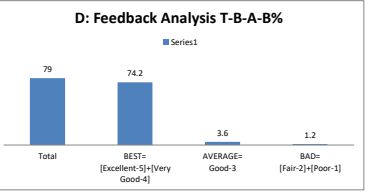
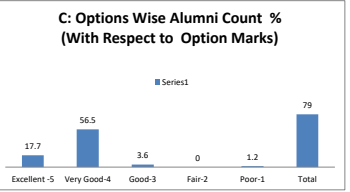
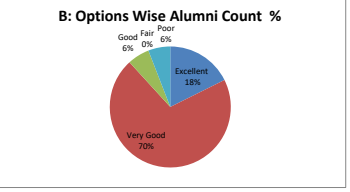
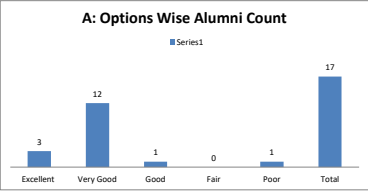
Question Wise Analysis						
Q.NO.1	How do you rate relevance of the courses in relation to the program?					
OPTIONS	A	B	C	D	E	Alumini
	Excellent	Very Good	Good	Average	Poor	
RESULT	3	12	1	0	1	17
	Excellent	Very Good	Good	Fair	Poor	Total



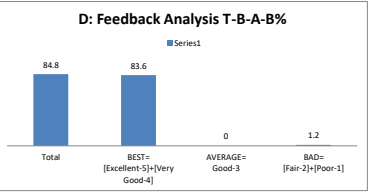
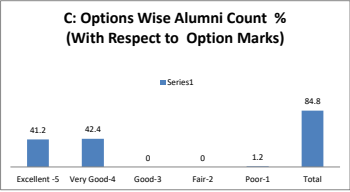
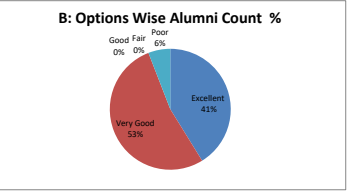
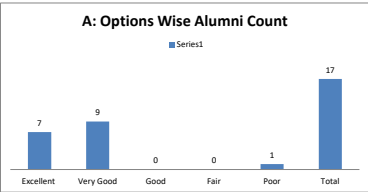
Q.NO.2	How do you rate the sequence of the courses included into the programs?					
OPTIONS	A	B	C	D	E	Alumni
	Excellent	Very Good	Good	Average	Poor	
RESULT	5	10	1	0	1	17
	Excellent	Very Good	Good	Fair	Poor	Total



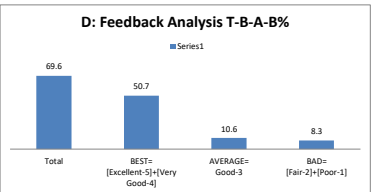
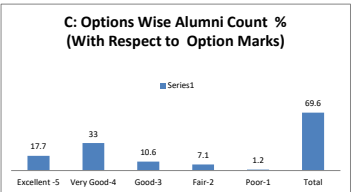
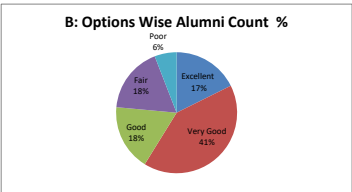
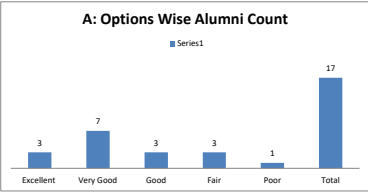
Q.NO.3	How do you rate the competencies in relation to the course content?					
OPTIONS	A	B	C	D	E	Alumni
	Excellent	Very Good	Good	Average	Poor	
RESULT	3	12	1	0	1	17
	Excellent	Very Good	Good	Fair	Poor	Total



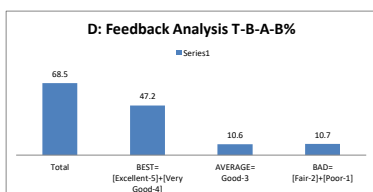
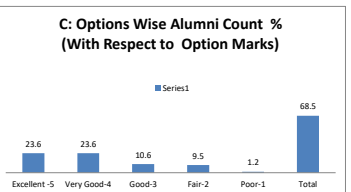
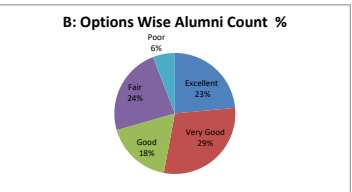
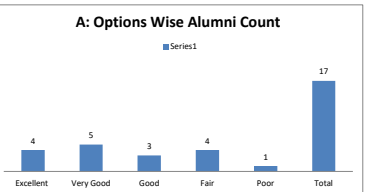
Q.NO.4	How do rate the sequence of the topics in the units?					
OPTIONS	A	B	C	D	E	Alumni
	Excellent	Very Good	Good	Average	Poor	
RESULT	7	9	0	0	1	17
	Excellent	Very Good	Good	Fair	Poor	Total



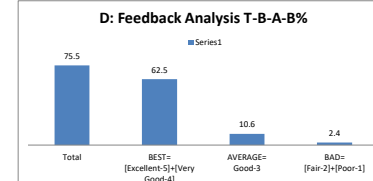
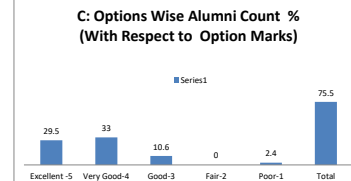
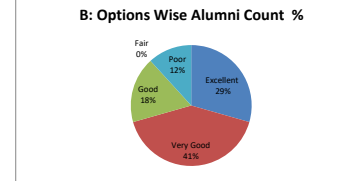
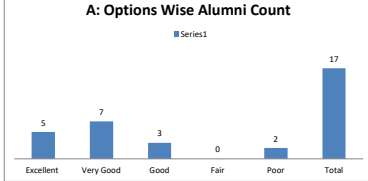
Q.NO.5	Rate the offering of the in relation to the specialization streams?					
OPTIONS	A	B	C	D	E	Alumini
	Excellent	Very Good	Good	Average	Poor	
RESULT	3	7	3	3	1	17
	Excellent	Very Good	Good	Fair	Poor	Total



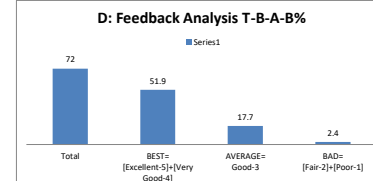
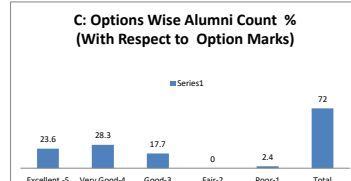
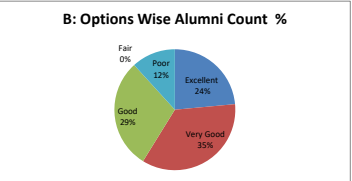
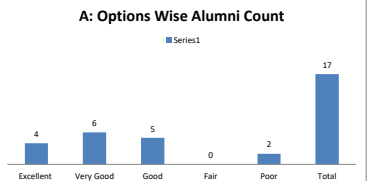
Q.NO.6	How do you rate the offering of the electives in relation to the Technological advancements?					
OPTIONS	A	B	C	D	E	Alumini
	Excellent	Very Good	Good	Average	Poor	
RESULT	4	5	3	4	1	17
	Excellent	Very Good	Good	Fair	Poor	Total



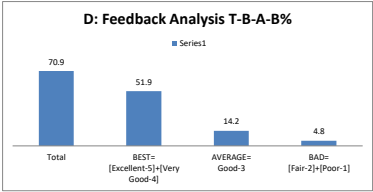
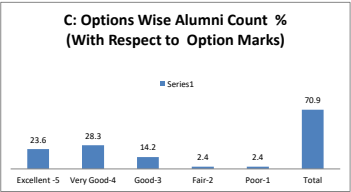
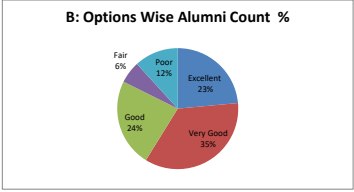
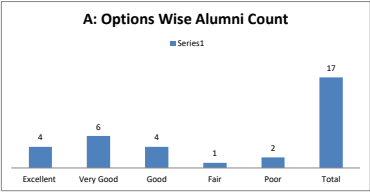
Q.NO.7	How do you rate the courses which are skills related suiting to the industry included into the programs?					
OPTIONS	A	B	C	D	E	Alumini
	Excellent	Very Good	Good	Average	Poor	
RESULT	5	7	3	0	2	17
	Excellent	Very Good	Good	Fair	Poor	Total



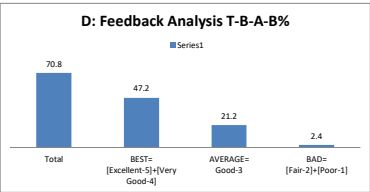
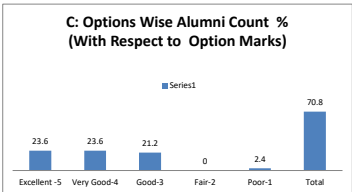
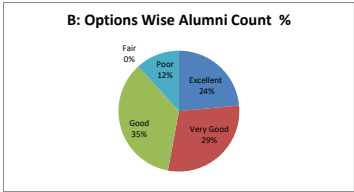
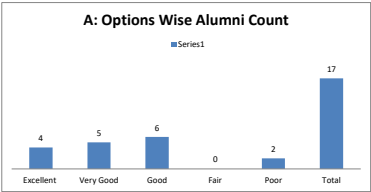
Q.NO.8	How do you rate the domain used for designing the experiments in terms of the suitability of the Tools to the domain?					
OPTIONS	A	B	C	D	E	Alumini
	Excellent	Very Good	Good	Average	Poor	
RESULT	4	6	5	0	2	17
	Excellent	Very Good	Good	Fair	Poor	Total



Q.No.9	How do you rate the experiments in terms of their relevance to the real life application?					
OPTIONS	A	B	C	D	E	Alumni
	Excellent	Very Good	Good	Average	Poor	
RESULT	4	6	4	1	2	17
	Excellent	Very Good	Good	Fair	Poor	Total

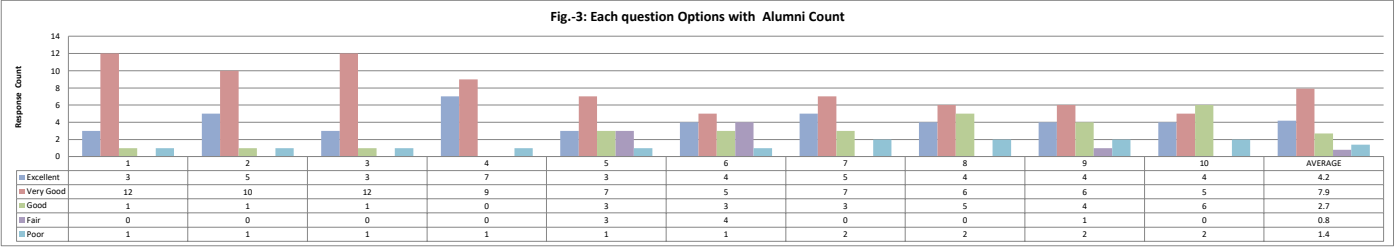
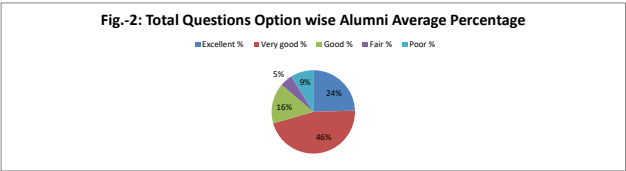
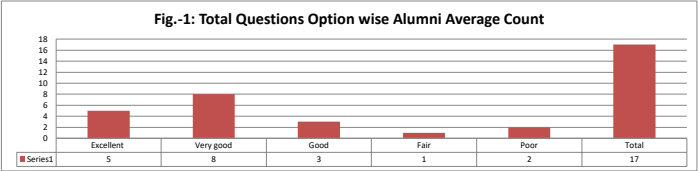


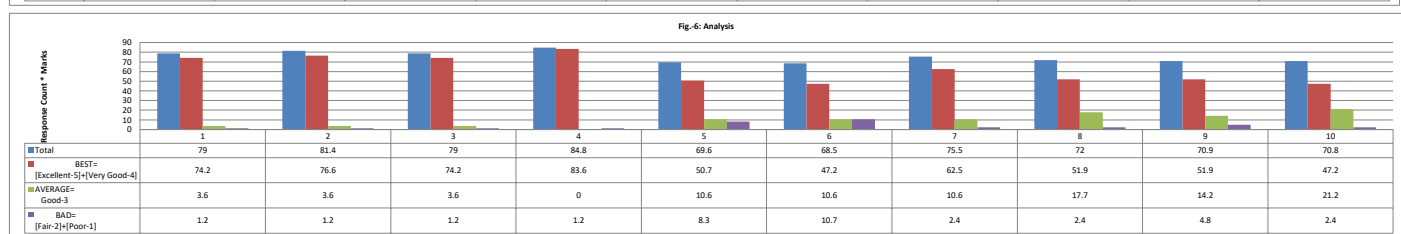
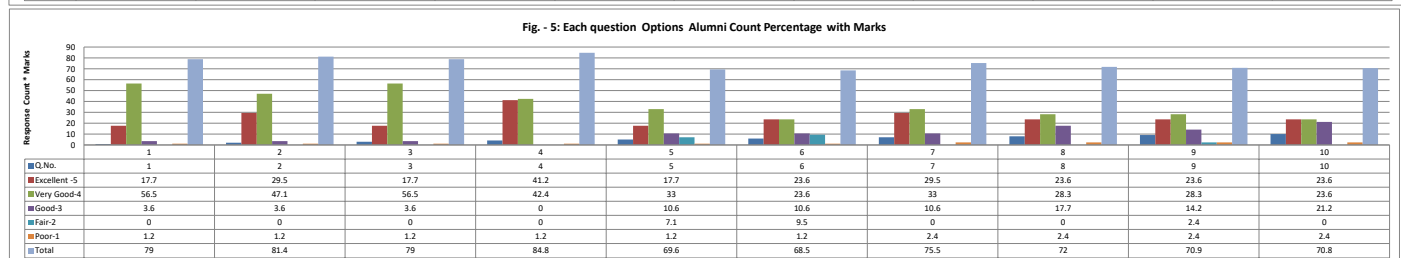
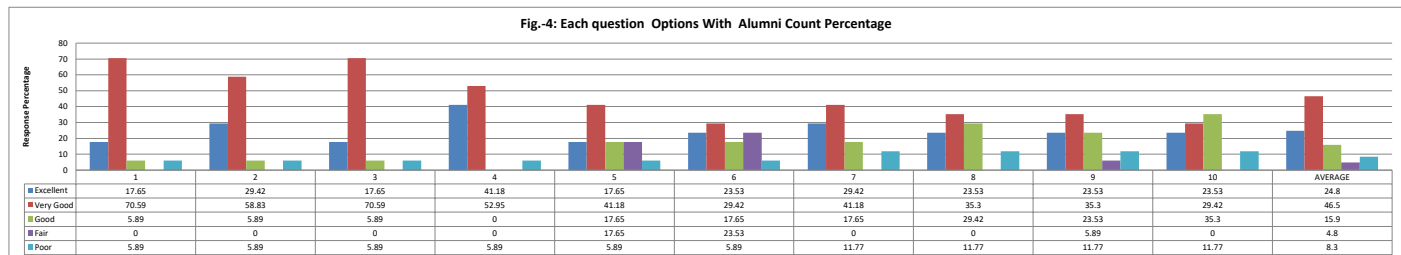
Q.NO.10	How do you rate the courses that you have learnt in relation to your current job					
OPTIONS	A	B	C	D	E	Alumni
	Excellent	Very Good	Good	Average	Poor	
RESULT	4	5	6	0	2	17
	Excellent	Very Good	Good	Fair	Poor	Total



PART - D

Alumni Feedback on Curriculum Analysis Overall Analysis





Most Positive and Negative Response Feedback Questions - Analysis and Action Taken

Most Positive Response Feedback Questions		
Sl.No.	Q.No.	Question
N_1		
N_2		
N_3		

Most Negative Response Feedback Questions		
Sl.No.	Q.No.	Question
N_1		
N_2		
N_3		

Action Taken on Negative Response Feedback Questions											
Sl.No.	Q.No.	Analysis	Action Taken	Feedback After Action Taken	Department	Program	Specialization	DAC No.	Page No.	Date	BOS No.
N_1											
N_2											
N_3											

Any other Recommendations / Suggestion(s) given by Allumini Analysis and Action Taken												
Sl.No.	Parent Details	Recommendations / Suggestion(s)	Analysis	Action Taken	Any other Remarks	Departme nt	Program	Specialization	DAC No.	Page No.	Date	BOS No.

K.H. Dinda

Chairman
Board of Studies
K.L. Business School
Lakshmaiah Education Foundation
(Deemed to be University)

K L Business School

Koneru Lakshmaiah Education Foundation

(K L Deemed to be University)

Industry Personnel Feedback on Curriculum Analysis Report

Academic Year: 2023-2024

Semester - ODD

PART - A

Q.No.	Excellent	Very Good	Good	Fair	Poor	Total
1	4	0	4	0	2	10
2	1	0	7	1	1	10
3	1	0	7	0	2	10
4	1	0	6	1	2	10
5	1	0	7	0	2	10
6	0	0	6	0	4	10
7	0	0	8	0	2	10
8	1	0	7	1	1	10
9	1	0	7	0	2	10
10	1	0	6	1	2	10
AVERAGE	1.1	0	6.5	0.4	2	10

Feedback Average Out of 5 Scale	2.78
---------------------------------	------

PART - B

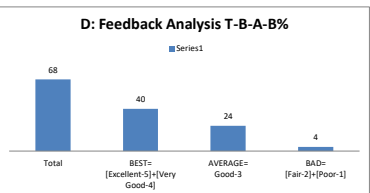
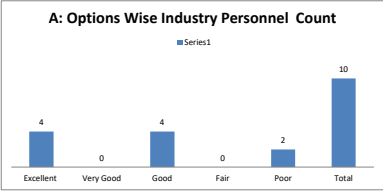
Questions and Options

Each Question Feedback Average out of 5 Scale						
Q.NO.1	How do you rate relevance of the courses in relation to the program?					3.4
OPTIONS	Excellent	Very Good	Good	Average	Poor	
Q.NO.2	How do you rate the sufficiency of the courses related to industry that are included in the program?					2.8
OPTIONS	Excellent	Very Good	Good	Average	Poor	
Q.NO.3	How do you rate the competencies in relation to the course content?					2.7
OPTIONS	Excellent	Very Good	Good	Average	Poor	
Q.NO.4	How do you rate the sequence of the units in the syllabus?					2.8
OPTIONS	Excellent	Very Good	Good	Average	Poor	
Q.NO.5	How do you rate the relevance of the topics to the Industry?					2.2
OPTIONS	Excellent	Very Good	Good	Average	Poor	
Q.NO.6	Rate the offering of the in relation to the specialization streams?					2.6
OPTIONS	Excellent	Very Good	Good	Average	Poor	
Q.NO.7	How do you rate the offering of the electives in relation to the Technological advancements?					2.9
OPTIONS	Excellent	Very Good	Good	Average	Poor	
Q.NO.8	How do you rate the courses which are skills related suiting to the Industry included into the programs?					2.8
OPTIONS	Excellent	Very Good	Good	Average	Poor	
Q.No.9	How do you rate the applicability of the domains and the tools used for designing the experiments in terms of existing practices in the Industry?					2.7
OPTIONS	Excellent	Very Good	Good	Average	Poor	
Q.NO.10	How do you rate the experiments in terms of their relevance to the real life application?					2.78
OPTIONS	Excellent	Very Good	Good	Average	Poor	

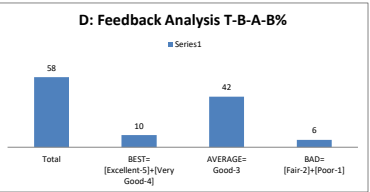
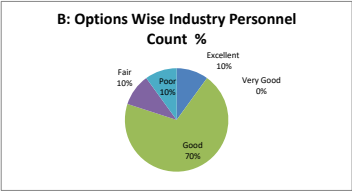
PART - C

Question Wise Analysis

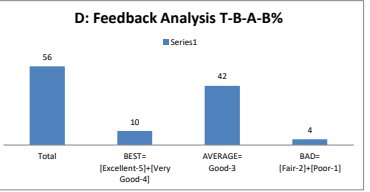
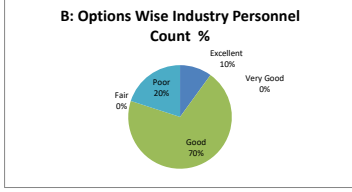
Q.NO.1	How do you rate relevance of the courses in relation to the program?					
OPTIONS	A	B	C	D	E	Industry Personels
	Excellent	Very Good	Good	Average	Poor	
RESULT	4	0	4	0	2	10
	Excellent	Very Good	Good	Fair	Poor	



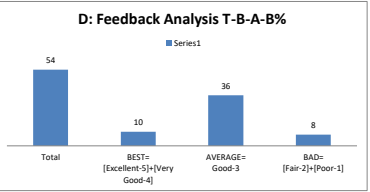
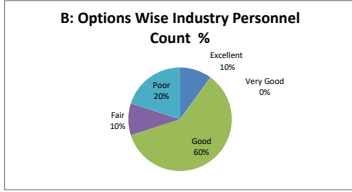
Q.NO.2	How do you rate the sufficiency of the courses related to industry that are included in the program?					
OPTIONS	A	B	C	D	E	Industry Personnels
	Excellent	Very Good	Good	Average	Poor	
RESULT	1	0	7	1	1	10
	Excellent	Very Good	Good	Fair	Poor	Total



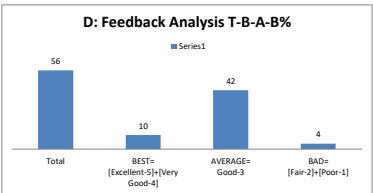
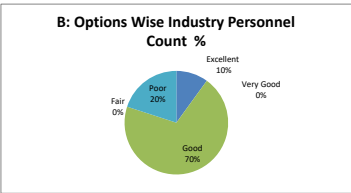
Q.NO.3	How do you rate the competencies in relation to the course content?					
OPTIONS	A	B	C	D	E	Industry Personnels
	Excellent	Very Good	Good	Average	Poor	
RESULT	1	0	7	0	2	10
	Excellent	Very Good	Good	Fair	Poor	Total



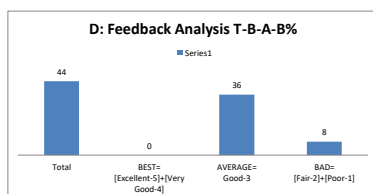
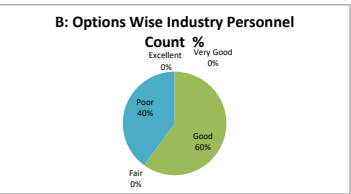
Q.NO.4	How do you rate the sequence of the units in the syllabus?					
OPTIONS	A	B	C	D	E	Industry Personnels
	Excellent	Very Good	Good	Average	Poor	
RESULT	1	0	1	1	2	10
	Excellent	Very Good	Good	Fair	Poor	Total



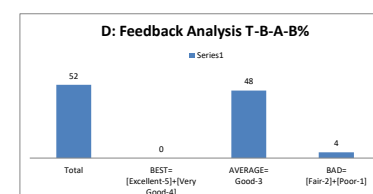
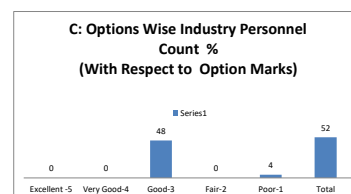
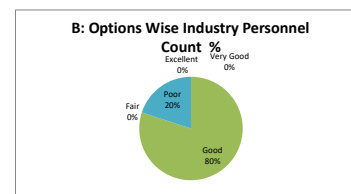
Q.NO.5	How do you rate the relevance of the topics to the industry?					
OPTIONS	A	B	C	D	E	Industry Personnels
	Excellent	Very Good	Good	Average	Poor	
RESULT	1	0	7	2	0	10
	Excellent	Very Good	Good	Fair	Poor	Total



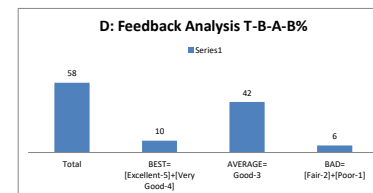
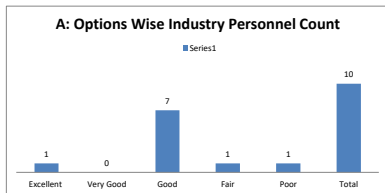
Q.NO.6	Rate the offering of the in relation to the specialization streams?					
OPTIONS	A	B	C	D	E	Industry Personnels
	Excellent	Very Good	Good	Average	Poor	
RESULT	0	0	6	0	4	10
	Excellent	Very Good	Good	Fair	Poor	Total



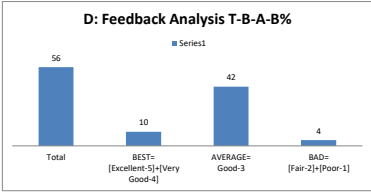
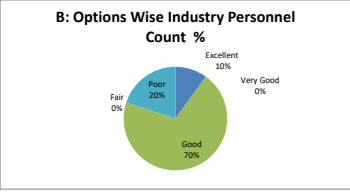
Q.NO.7	How do you rate the offering of the electives in relation to the Technological advancements?					
OPTIONS	A	B	C	D	E	Industry Personnels
	Excellent	Very Good	Good	Average	Poor	
RESULT	1	0	8	0	2	10
	Excellent	Very Good	Good	Fair	Poor	Total



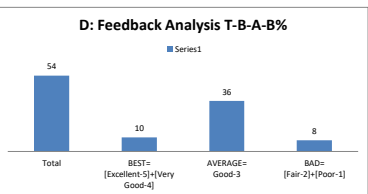
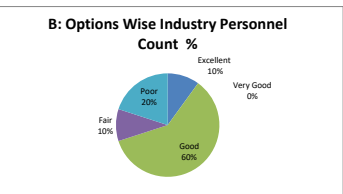
Q.NO.8	How do you rate the courses which are skills related suiting to the industry included into the programs?					
OPTIONS	A	B	C	D	E	Industry Personnels
	Excellent	Very Good	Good	Average	Poor	
RESULT	1	0	7	1	1	10
	Excellent	Very Good	Good	Fair	Poor	Total



Q.No.9	How do you rate the applicability of the domains and the tools used for designing the experiments in terms of existing practices in the industry?					
OPTIONS	A	B	C	D	E	Industry Personnels
	Excellent	Very Good	Good	Average	Poor	
RESULT	1	0	7	0	2	10
	Excellent	Very Good	Good	Fair	Poor	Total

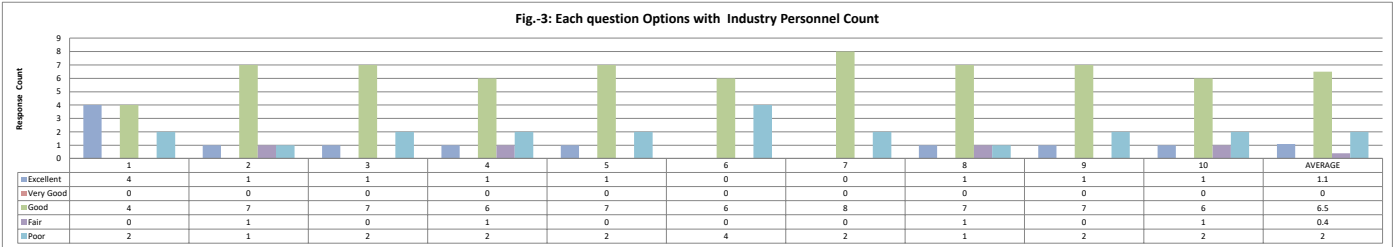
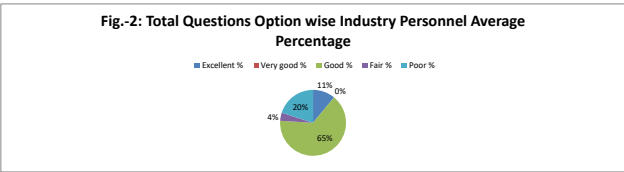
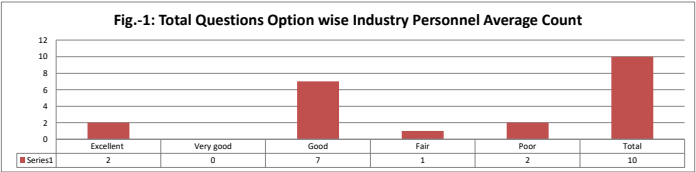


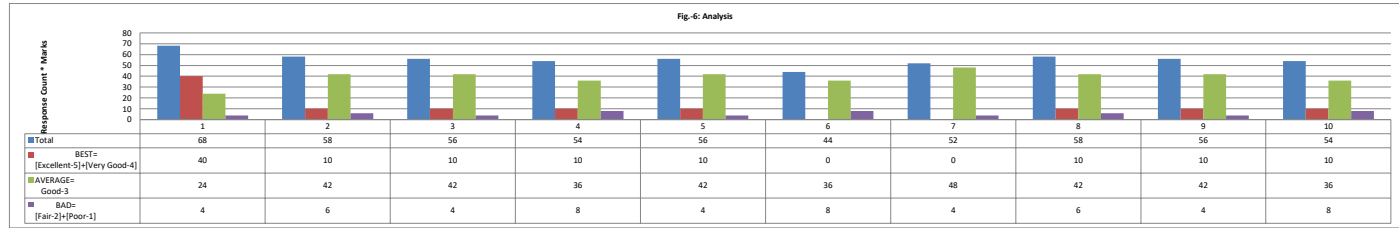
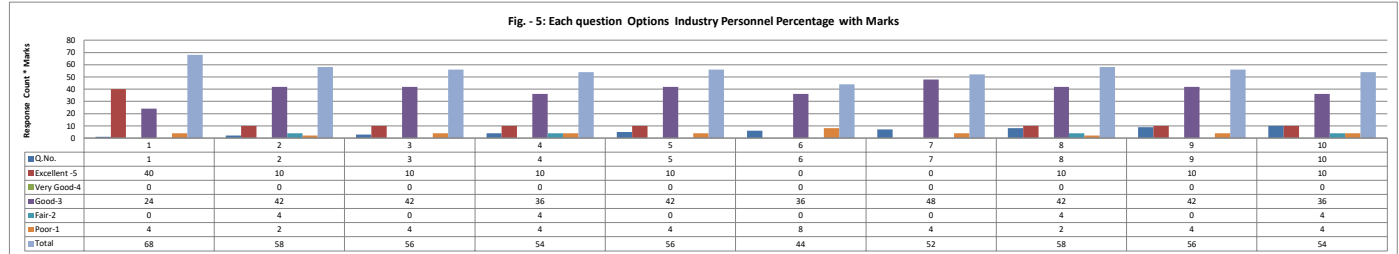
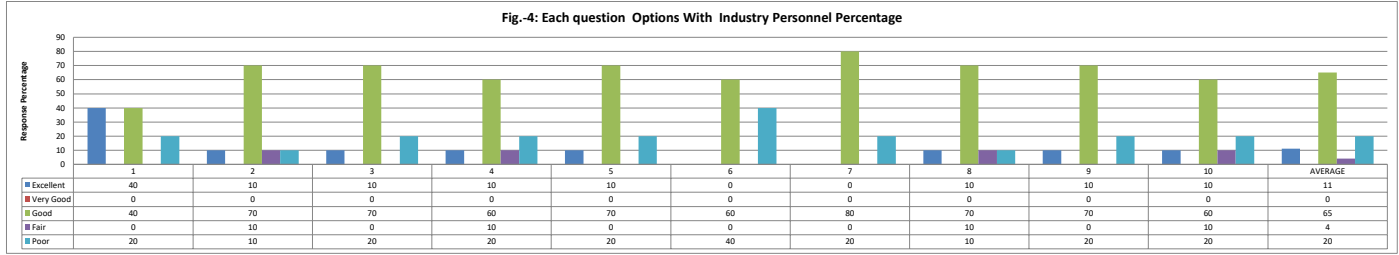
Q.NO.10	How do you rate the experiments in terms of their relevance to the real life application?					
OPTIONS	A	B	C	D	E	Industry Personnels
	Excellent	Very Good	Good	Average	Poor	
RESULT	1	0	6	1	2	10
	Excellent	Very Good	Good	Fair	Poor	Total



PART - D

Industry Personnel Feedback on Curriculum Analysis Overall Analysis





Most Positive and Negative Response Feedback Questions - Analysis and Action Taken

Most Positive Response Feedback Questions

Sl.No.	Q.No.	Question
N_1		
N_2		
N_3		

Most Negative Response Feedback Questions

Sl.No.	Q.No.	Question
N_1		
N_2		
N_3		

Action Taken on Negative Response Feedback Questions

Sl.No.	Q.No.	Analysis	Action Taken	Feedback After Department	Program	Specialization	DAC No.	Page No.	Date	BOS No.
N_1										
N_2										
N_3										

Any other Recommendations / Suggestion(s) given by Industry Personnel - Analysis and Action Taken

Sl.No.	Industry Person	Recommendations / Suggestion(s)	Analysis	Action Taken	Any other Remarks	Department	Program	Specialization	DAC No.	Page No.	Date	BOS No.
1	Mr. Anish Bharadwa, General Manager, Imarticus Learning Pvt. Ltd Hyderabad	Proposed for the revision of Marketing specialization courses for Y 21 & 22 Batch students of BBA	To enhance the employability skills the proposal was considered for revision of Marketing Specializations for BBA Y 21 & 22 Batch students	The proposal was approved and Presented for BoS	NA	BBA	BBA	NA	27	3	25-03-2023	27

K. H. Divya

Chairman
Board of Studies
K.L. Business School
Koneru Lakshmaiah Education Foundation
(Deemed to be University)